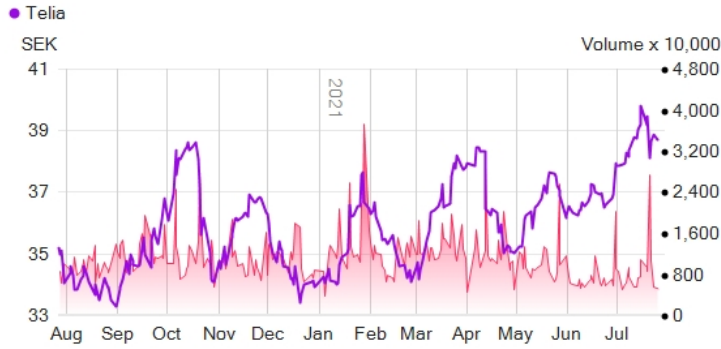


We're Telia Company. Our approximately 20,800 talented colleagues serve millions of customers every day in one of the world's most connected regions. With a strong connectivity base, we're the hub in the digital ecosystem, empowering people, companies and societies to stay in touch with everything that matters 24/7/365 - on their terms.



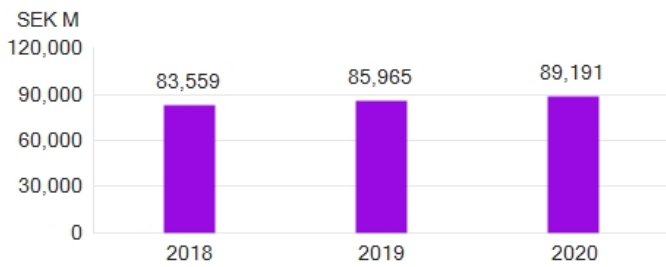
Share Data	26/07/2021
Currency	SEK
Previous close	38.75
Change (%)	-0.46
Volume	5,503,328
Number of shares	4,089,631,702
Market cap (millions)	158,452.78

KEY FIGURES

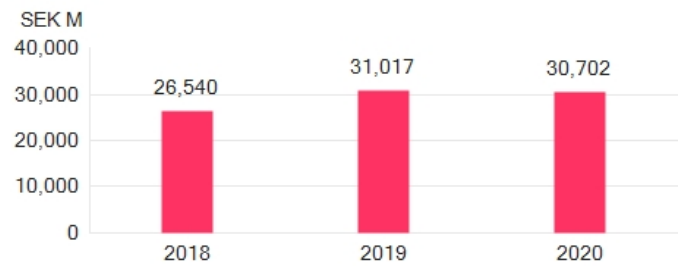
In SEK millions, except per share data

	2020	2019	2018
Net sales	89,191	85,965	83,559
Adjusted EBITDA	30,702	31,017	26,540
Margin (%)	34.4	36.1	31.8
Income from associated companies	-20,080	1,138	835
Operating income	-17,747	12,293	13,238
Adjusted operating income	11,560	13,452	14,146
Income after financial items	-21,065	9,354	11,019
Net income attributable to shareholders of the parent company	-22,912	7,093	3,213
Earning per share	-5.60	1.70	0.75
CAPEX	13,782	14,355	16,361
Free cash flow	15,114	12,369	11,902

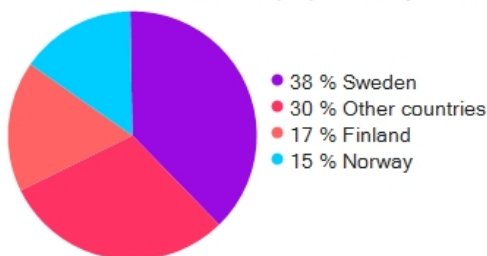
Net sales



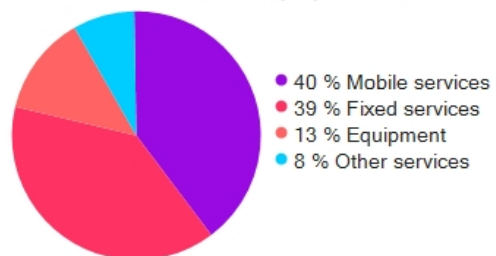
Adjusted EBITDA



Net sales split per country 2020



Net sales split per service 2020



COMPANY CONTACTS

Telia Company AB
 169 94 Solna
 Sweden
www.teliacompany.com

