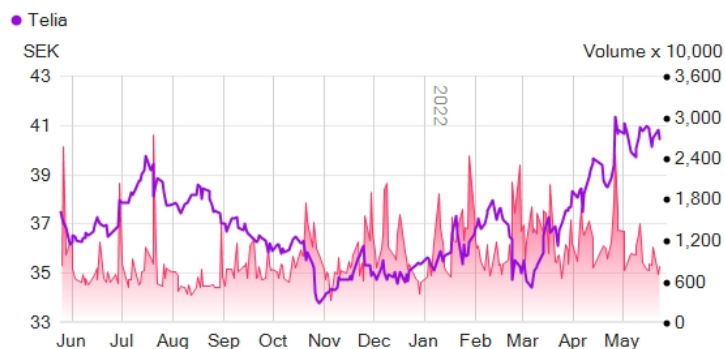


We are Telia Company. Our 20,800 talented colleagues serve millions of customers every day in one of the world's most connected regions. With a strong connectivity base, we're the hub in the digital ecosystem, empowering people, companies and societies to stay in touch with everything that matters 24/7/365 - on their terms.



Share Data	24/05/2022
Currency	SEK
Previous close	40.50
Change (%)	-0.91
Volume	8,251,067
Number of shares	4,089,631,702
Market cap (millions)	165,630.08

## KEY FIGURES

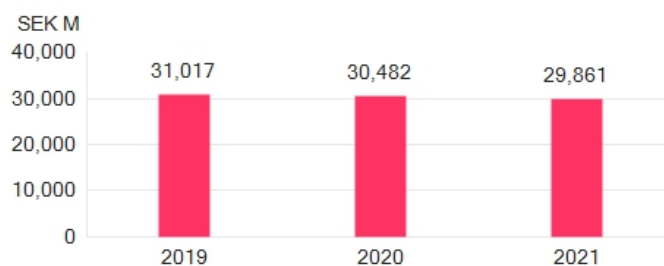
In SEK millions, except per share data

	2021	2020	2019
Net sales	88,343	89,191	85,965
Adjusted EBITDA	29,861	30,482	31,017
Margin (%)	33.8	34.2	36.1
Income from associated companies	104	-20,080	1,138
Operating income	15,232	-17,850	12,293
Adjusted operating income	10,033	11,457	13,452
Income after financial items	12,598	-21,168	9,354
Net income attributable to shareholders of the parent company	11,680	-22,993	7,093
Earning per share	2.86	-5.62	1.70
CAPEX	18,001	13,782	14,355
Free cash flow	11,729	15,114	12,369

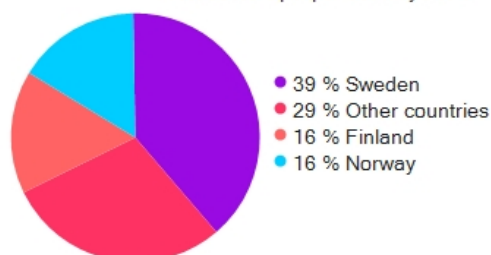
Net sales



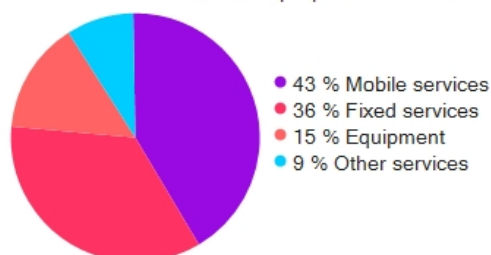
Adjusted EBITDA



Net sales split per country 2021



Net sales split per service 2021



## COMPANY CONTACTS

Telia Company AB  
169 94 Solna  
Sweden  
[www.teliacompany.com](http://www.teliacompany.com)

