

Company Profile

The Resonac Group is a group of chemical companies that produce and sell products related to semiconductor and electronic materials, mobility, innovation enabling materials, chemicals, etc. The Group conducts business activities globally through operations of production and sales bases located in 26 countries and regions. The Group will realize its purpose, "Change society through the power of chemistry," through the Group's business activities.

• Resonac Holdings (TSE)

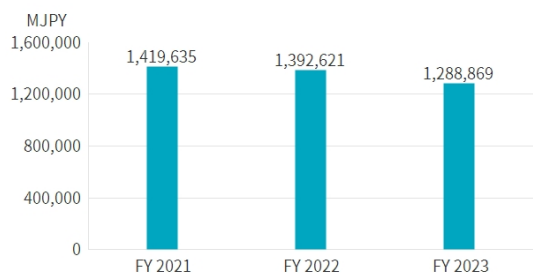


Share Data	07/02/2025
Currency	JPY
Previous Close	3,779
Change (%)	0.16
Volume	684,000
Number of Shares	184,901,292
Market Cap (mil)	698,742

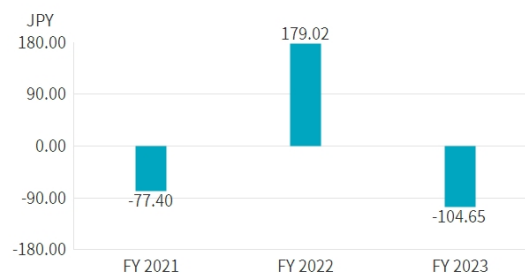
Key Figures

(Millions of yen)	2021	2022	2023
Net sales	1,419,635	1,392,621	1,288,869
Operating income	87,198	61,726	(3,764)
Ordinary income	86,861	61,711	(14,773)
Net income	(12,094)	32,422	(18,955)
Cash flows from operating activities	115,283	99,376	118,686
Cash flows from investing activities	28,606	(54,667)	(61,869)
Free cash flows	143,889	44,709	56,817
R&D expenditures	46,750	47,135	42,697
Capital expenditures	78,647	107,074	96,633
Depreciation and amortization	97,726	91,964	92,516
At year-end			
Total assets	2,142,390	2,093,744	2,031,953
Net assets	818,452	574,718	578,668
Interest-bearing debt (Billions of yen)	850.6	1,062.6	1,016.5
Net D/E ratio (Times)	1.15	1.07	1.00
(Yen)			
Net income (loss)-primary	(77.40)	179.02	(104.65)
Net assets per share	2,838.51	3,038.35	3,052.07
Cash dividends per share	65.00	65.00	65.00
Number of employees at year-end	26,054	25,803	23,840

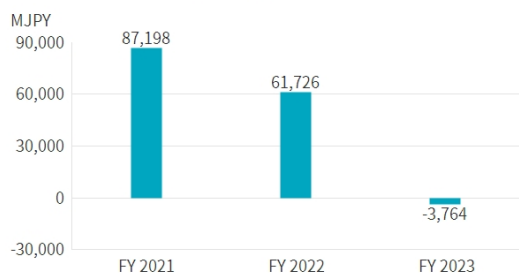
Net Sales



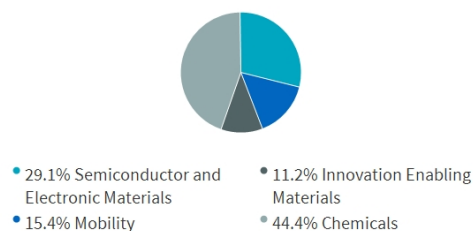
Net Income Per Share



Operating Income



FY 2023 Net Sales By Segment



Note: Data from 2020 to 2021 are financial results of former Showa Denko.