

CITIC Limited (SEHK: 00267) is one of China's largest conglomerates and a constituent of the Hang Seng Index. Tracing our roots to the beginning of China's opening and reform, CITIC has grown in step with the country's rise and modernisation. We have built a remarkable portfolio of businesses in comprehensive financial services, advanced intelligent manufacturing, advanced materials, new consumption and new-type urbanisation.

We are driven today by the same values on which we were founded: a pioneering spirit, a commitment to innovation and a focus on the long term. We embrace world-class technologies and aim for international best practices. We are guided by a strategy that is consumer-centric, commercially-driven, and far-sighted in the allocation of capital and resources.

Our platform is unique in its diversity and scale, allowing CITIC to capture emerging opportunities in China and around the world. Guiding us as we grow is our fundamental commitment to create long-term value for all of our shareholders.

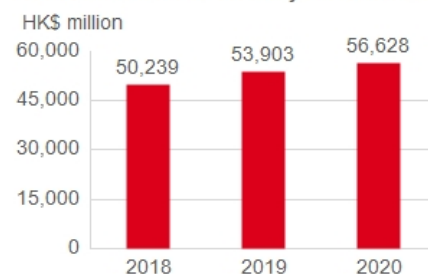
As of 31 December 2020, CITIC Limited had total assets of HK\$9,741 billion and total ordinary shareholders' funds of over HK\$674 billion.



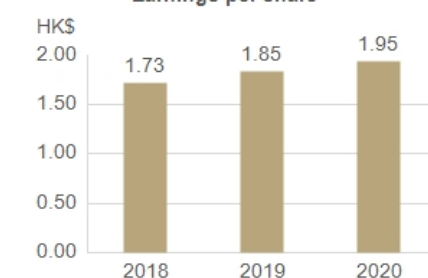
Market data			21/09/2021
Currency	HKD	Volume	16,983,254
Close	9.02	Number of Shares	29,090,262,630
Change (%)	-1.53	Market Cap (mil)	262,394.17

Key figures (HK\$ million)	2018	2019	2020
Revenue	533,285	566,497	552,949
Profit before taxation	93,969	96,015	97,718
Profit attributable to ordinary shareholders	50,239	53,903	56,628
Earnings per share (HK\$)	1.73	1.85	1.95
Dividend per share (HK\$)	0.410	0.465	0.488
Net cash generated from operating activities	151,899	160,082	193,225
Net cash used in investing activities	(177,691)	(296,511)	(256,167)
Net cash from financing activities	79,014	84,080	36,018
Capital expenditure	43,802	32,318	29,616
Total assets	7,660,713	8,289,924	9,740,828
Total liabilities	6,850,053	7,395,433	8,732,186
Total ordinary shareholders' funds	558,545	591,526	674,276
Ordinary shareholders' funds per share (HK\$)	19.20	20.33	23.18
Return on total assets (%)	1.4%	1.4%	1.2%
Return on net assets (%)	9.1%	9.4%	8.9%
Staff employed	273,344	287,910	135,304

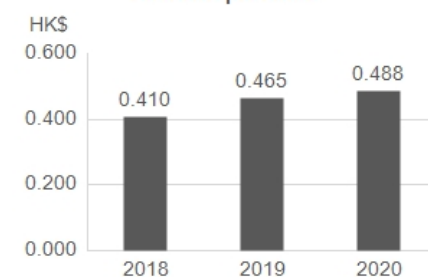
Profit attributable to ordinary shareholders



Earnings per share



Dividend per share



CITIC Limited

32nd Floor, CITIC Tower, 1 Tim Mei Avenue, Central, Hong Kong

Telephone: +852 2820 2111

Fax: +852 2877 2771

Email: contact@citic.com

