

CITIC Limited (SEHK: 00267) is one of China's largest conglomerates and a constituent of the Hang Seng Index. Tracing our roots to the beginning of China's opening and reform, CITIC has grown in step with the country's rise and modernisation. We have built a remarkable portfolio of businesses in comprehensive financial services, advanced intelligent manufacturing, advanced materials, new consumption and new-type urbanisation.

We are driven today by the same values on which we were founded: a pioneering spirit, a commitment to innovation and a focus on the long term. We embrace world-class technologies and aim for international best practices. We are guided by a strategy that is consumer-centric, commercially-driven, and far-sighted in the allocation of capital and resources.

Our platform is unique in its diversity and scale, allowing CITIC to capture emerging opportunities in China and around the world. Guiding us as we grow is our fundamental commitment to create long-term value for all of our shareholders.

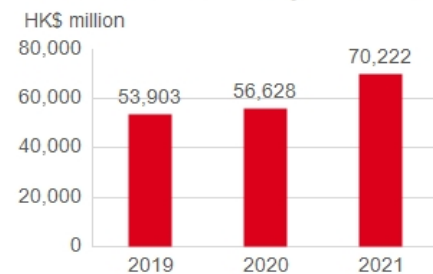
As of 31 December 2021, CITIC Limited had total assets of HK\$10,686 billion and total ordinary shareholders' funds of over HK\$751 billion.



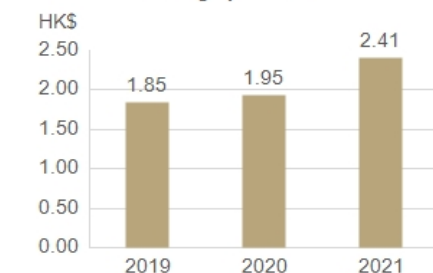
| Market data | | 24/06/2022 | |
|-------------|------|------------------|----------------|
| Currency | HKD | Volume | 9,276,383 |
| Close | 7.84 | Number of Shares | 29,090,262,630 |
| Change (%) | 0.13 | Market Cap (mil) | 228,067.66 |

| Key figures (HK\$ million) | 2019 | 2020 | 2021 |
|---|-----------|-----------|------------|
| Revenue | 566,497 | 552,949 | 708,936 |
| Profit before taxation | 96,015 | 97,718 | 121,141 |
| Profit attributable to ordinary shareholders | 53,903 | 56,628 | 70,222 |
| Earnings per share (HK\$) | 1.85 | 1.95 | 2.41 |
| Dividend per share (HK\$) | 0.465 | 0.488 | 0.606 |
| Net cash generated from operating activities | 160,082 | 193,225 | (40,694) |
| Net cash used in investing activities | (296,511) | (256,167) | (267,453) |
| Net cash from financing activities | 84,080 | 36,018 | 208,155 |
| Capital expenditure | 32,318 | 29,616 | 42,235 |
| Total assets | 8,289,924 | 9,740,828 | 10,685,521 |
| Total liabilities | 7,395,433 | 8,732,186 | 9,519,931 |
| Total ordinary shareholders' funds | 591,526 | 674,276 | 751,407 |
| Ordinary shareholders' funds per share (HK\$) | 20.33 | 23.18 | 25.83 |
| Return on total assets (%) | 1.4% | 1.2% | 1.3% |
| Return on net assets (%) | 9.4% | 8.9% | 9.9% |
| Staff employed | 287,910 | 135,304 | 136,637 |

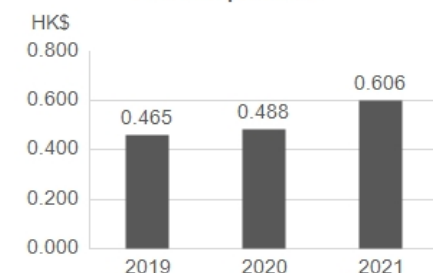
Profit attributable to ordinary shareholders



Earnings per share



Dividend per share



CITIC Limited

32nd Floor, CITIC Tower, 1 Tim Mei Avenue, Central, Hong Kong

Telephone: +852 2820 2111

Fax: +852 2877 2771

Email: contact@citic.com

