

Barco is a global technology leader that develops networked visualization solutions for the entertainment, enterprise and healthcare markets. Our solutions help people to enjoy compelling entertainment experiences; they foster knowledge sharing and smart decision-making in organizations and help hospitals provide their patients with the best possible healthcare.

**Entertainment**

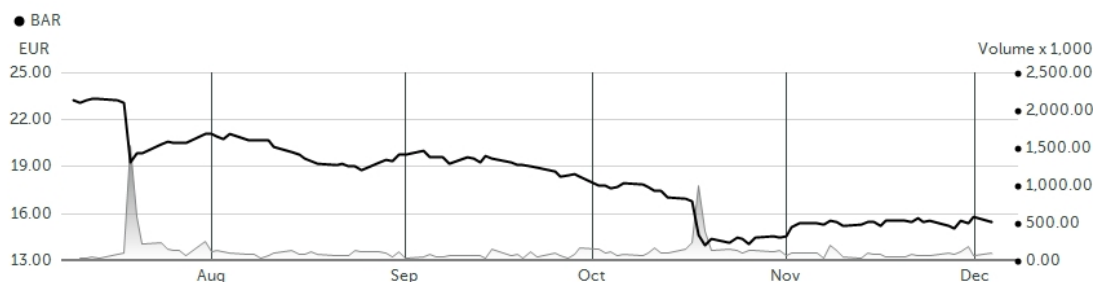
Cinema  
Immersive Experience  
38%

**Enterprise**

Meeting Experience  
Large Video Walls  
30%

**Healthcare**

Diagnostics  
Surgical Imaging & Modality  
32%

**04/12/2023**

Currency	EUR	Volume	113,063
Previous Close	15.53	Number of Shares (mil)	92.92
Change (%)	-1.90	Market Cap (mil)	1,443.00

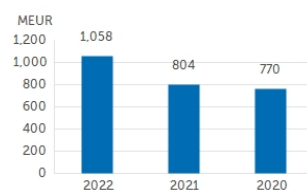
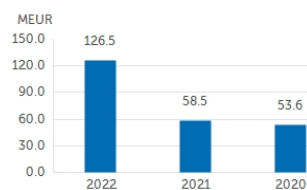
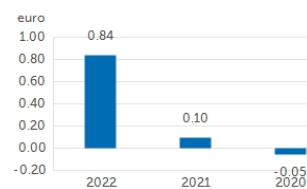
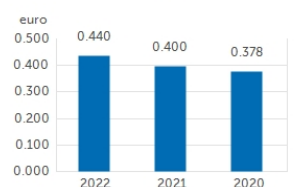
**Shareholder structure (as per 31/12/2022)**

	Undiluted	Fully diluted
Vandewiele Group nv	21.70%	21.70%
3D NV	5.17%	5.17%
Norges Bank	4.41%	4.41%
Alantra EQMC Asset Management SGICC, S.A.	3.58%	3.58%
Public	65.13%	65.13%
Total amount of shares	92,916,645	92,916,645

**Key figures**

	2022	2021	2020
Sales (MEUR)	1,058	804	770
Ebitda (MEUR)	126.5	58.5	53.6
Ebitda/ Sales (%)	12.0	7.3	7.0
Earnings per share (euro)	0.84	0.10	-0.05
ROCE (%)	16	4	3
Dividend*	0.440	0.400	0.378
Employees (Reported in heads, excluding temporary workforce)	3,302	3,141	3,303
Carbon footprint operations (Emissions Barco operations (tCO <sub>2</sub> e/mio € revenues))	39.8	53.6	53.4
Carbon footprint products (End-user emissions (tCO <sub>2</sub> e /mio € revenues))	272.4	296.9	306.7

\* Dividend, restated for the stock split as implemented on 1/07/2020.

**Sales****Ebitda****Earnings per share****Dividend**

Dividend, restated for the stock split as implemented on 1/07/2020.