

Barco is a global technology leader that develops networked visualization solutions for the entertainment, enterprise and healthcare markets. Our solutions help people to enjoy compelling entertainment experiences; they foster knowledge sharing and smart decision-making in organizations and help hospitals provide their patients with the best possible healthcare.



Entertainment

Cinema
Venues & Hospitality
43%



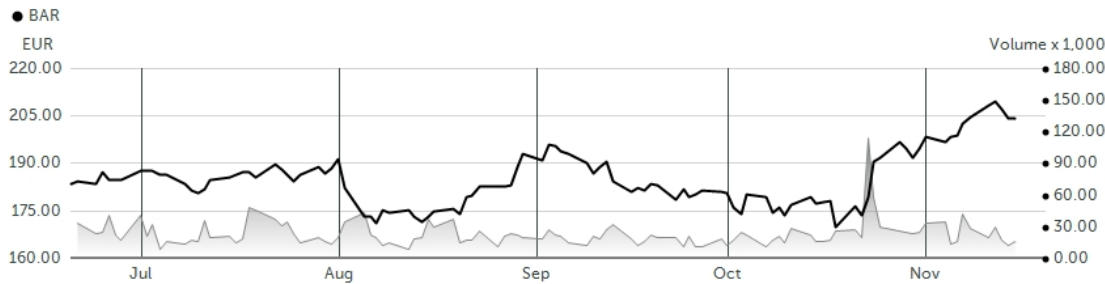
Enterprise

Control rooms
Meeting rooms
33%



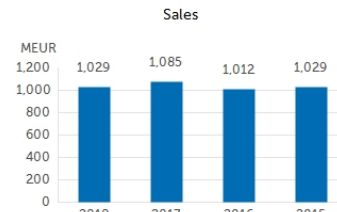
Healthcare

Diagnostic imaging
Surgical imaging
24%

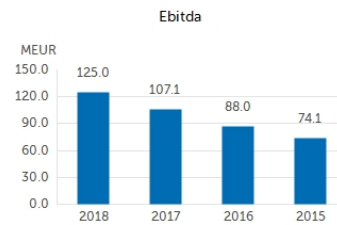


15/11/2019

Currency	EUR	Volume	17,094
Previous Close	204.50	Number of Shares (mil)	13.07
Change (%)	0.00	Market Cap (mil)	2,672.26



Shareholder structure	Undiluted	Fully diluted
Titan Baratto NV	18.33	18.32
Norges Bank	4.48	4.48
3D NV	3.94	3.94
Barco	4.57	4.57
Public	68.67	68.67
Total amount of shares	13,067,284	13,075,419



Key figures	2018	2017	2016	2015
Sales* (MEUR)	1,029	1,085	1,102	1,029
Ebitda (MEUR)	125	107.1	88.0	74.1
Ebitda/ Sales (%)	12.1	9.9	8.0	7.2
Earnings per share (euro)	6.03	2.01	0.91	1.45
ROCE (%)	23	19	15**	11
Dividend	2.30	2.10	1.90	1.75
Employees (Reported in heads, excluding temporary workforce)	3,664	3,687	3,619	3,457
Carbon footprint operations (Emissions Barco operations (tCO2e/mio € revenues))	7.06	73.1	80.5	
Carbon footprint products (End-user emissions (tCO2e /mio € revenues))		666.3	731.3	727.1



* For 2017 reported sales were 1,085 million euro while pro forma comparable sales amounted to 1,034 million euro. For more information, please refer to the section 'Management Discussion' A/86
 ** ROCE, excluding impact of amortizations related to capitalized product development costs.