

Barco is a global technology leader that develops networked visualization solutions for the entertainment, enterprise and healthcare markets. Our solutions help people to enjoy compelling entertainment experiences; they foster knowledge sharing and smart decision-making in organizations and help hospitals provide their patients with the best possible healthcare.

**Entertainment**

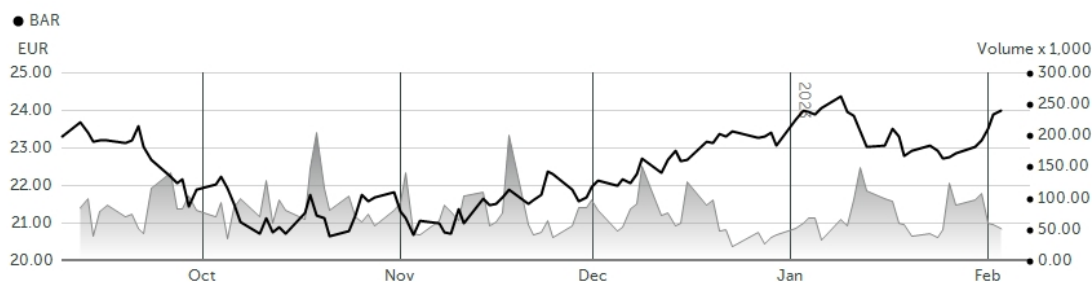
Cinema
Immersive Experience
39%

**Enterprise**

Meeting Experience
Large Video Walls
29%

**Healthcare**

Diagnostics
Surgical Imaging & Modality
33%

**03/02/2023**

Currency	EUR	Volume	52,322
Previous Close	24.02	Number of Shares (mil)	92.92
Change (%)	0.42	Market Cap (mil)	2,231.86

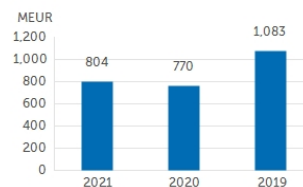
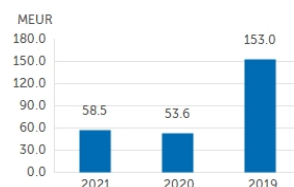
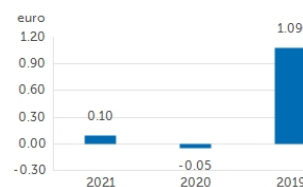
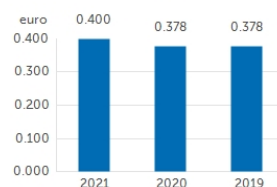
Shareholder structure (as per 20/07/2022)

	Undiluted	Fully diluted
Titan Baratto NV	21.70%	21.70%
3D NV	5.17%	5.17%
Norges Bank	4.41%	4.41%
Alantra EQMC Asset Management SGIIC, S.A	3.58%	3.58%
Public	62.16%	62.16%
Total amount of shares	92,916,645	92,916,645

Key figures

	2021	2020	2019
Sales (MEUR)	804	770	1,083
Ebitda (MEUR)	58.5	53.6	153.0
Ebitda/ Sales (%)	7.3	7.0	14.1
Earnings per share (euro)	0.10	-0.05	1.09
ROCE (%)	4	3	25
Dividend*	0.4	0.378	0.378
Employees (Reported in heads, excluding temporary workforce)	3,141	3,303	3,636
Carbon footprint operations (Emissions Barco operations (tCO2e/mio € revenues))	53.6	53.4	64.3
Carbon footprint products (End-user emissions (tCO2e /mio € revenues))	296.9	306.7	359.0

* Dividend, restated for the stock split as implemented on 1/07/2020.

Sales**Ebitda****Earnings per share****Dividend**

Dividend, restated for the stock split as implemented on 1/07/2020.