

Barco is a global technology leader that develops networked visualization solutions for the entertainment, enterprise and healthcare markets. Our solutions help people to enjoy compelling entertainment experiences; they foster knowledge sharing and smart decision-making in organizations and help hospitals provide their patients with the best possible healthcare.

**Entertainment**

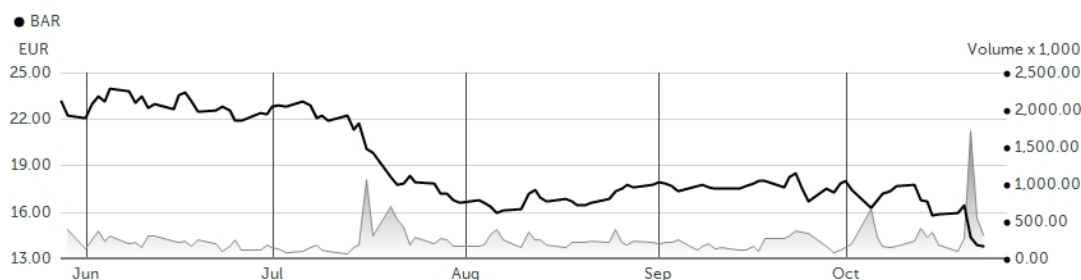
Cinema
Venues & Hospitality
42%

**Enterprise**

Corporate
Control rooms
33%

**Healthcare**

Surgical
Diagnostic imaging
25%

**23/10/2020**

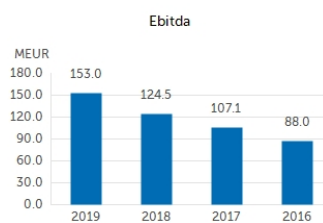
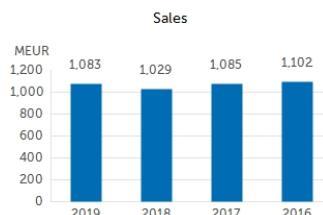
Currency	EUR	Volume	334,716
Previous Close	13.85	Number of Shares (mil)	91.49
Change (%)	-0.93	Market Cap (mil)	1,267.10

Shareholder structure

	Undiluted	Fully diluted
Titan Baratto NV	18.32	18.32
Norges Bank	4.48	4.48
3D NV	3.94	3.94
Barco	3.69	3.69
Public	69.56	69.56
Total amount of shares	13,068,884	13,069,784

Key figures

	2019	2018	2017	2016
Sales* (MEUR)	1,083	1,029	1,085	1,102
Ebitda (MEUR)	153.0	124.5	107.1	88.0
Ebitda/ Sales (%)	14.1	12.1	9.9	8.0
Earnings per share (euro)	7.60	6.03	2.01	0.91
ROCE (%)	25	23	19	15**
Dividend	2.65***	2.30	2.10	1.90
Employees (Reported in heads, excluding temporary workforce)	3,636	3,664	3,687	3,619
Carbon footprint operations (Emissions Barco operations (tCO ₂ e/mio € revenues))	67.9	70.6	73.1	
Carbon footprint products (End-user emissions (tCO ₂ e /mio € revenues))	480.9	666.3	731.3	



*For 2017 reported sales were 1,085 million euro while pro forma comparable sales amounted to 1,034 million euro.
For more information, please refer to the section 'Management Discussion' in the Company report of Annual report 2019.
** ROCE, excluding impact of amortizations related to capitalized product development costs.
*** The Board of Directors will propose to the General Assembly to increase the gross dividend from 2.30 euro to 2.65 euro per share to be paid out in 2020.