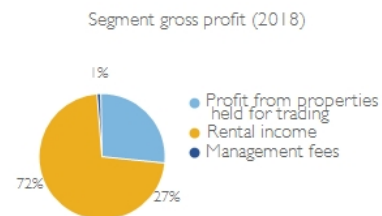
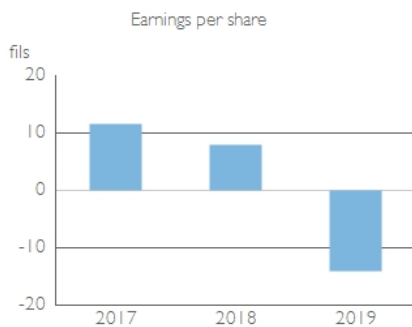
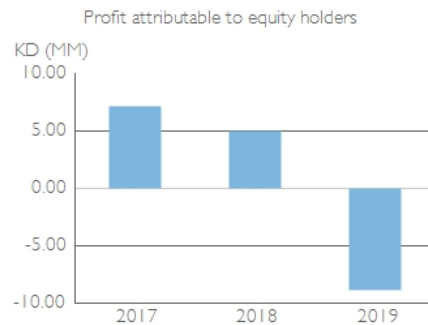
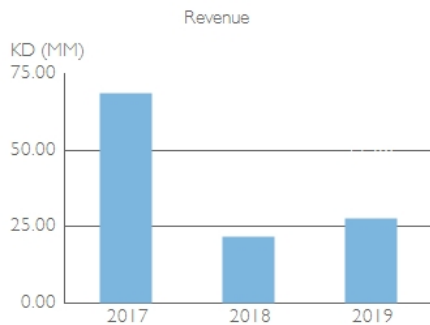


● Al Mazaya Holding (KSE)



Key figures (KD)	2017	2018	2019
Income statement			
Revenue	68,610,246	22,056,098	27,863,176
Operating income	13,287,138	7,717,602	(2,026,147)
Profit attributable to equity holders	7,222,973	5,103,588	(8,768,587)
Balance sheet			
Total assets	234,211,807	225,621,899	229,338,437
Total liabilities	115,103,926	121,498,871	136,362,787
Total equity	119,107,881	104,123,028	92,975,650
Cash flow			
Net cash flows from (used in) operating activities	8,343,292	(1,353,519)	3,220,537
Net cash flows used in investing activities	2,956,720	274,378	(1,219,795)
Net cash flows from financing activities	(6,167,287)	(87,760)	(438,249)
Key indicators			
Earnings per share (fils)	11.60	8.17	(13.98)
Book value (fils)	175	146	127



Contact Information
 P.O. Box 3546, Safat
 3036, Kuwait Mazaya Tower 01
 25th Floor
 Phone: (965) 2224 3333 - 2246 5550
 Fax: (965) 2241 1901

