

SHARE DATA		03/02/2023	
Currency	AED	Volume	6,428,407
Previous Close	5.53	Number of Shares (mil)	8,179.74
Change (%)	0.18	Market Cap (mil)	45,233.96

COMPANY PROFILE

Emaar Properties is one of the world's most valuable and admired real estate development companies. With proven competencies in property, shopping malls & retail and hospitality & leisure, Emaar shapes new lifestyles with a focus on design excellence, build quality and timely delivery.

Established in 1997, Emaar Properties is a Public Joint Stock Company listed on the Dubai Financial Market. A pioneering developer of integrated master-planned communities, Emaar Group has transformed the real estate sector in Dubai, United Arab Emirates.

Emaar Group is extending its expertise in developing master-planned communities internationally, and today, has a significant presence in several key global markets. Simultaneously, the company has developed competencies in hospitality & leisure, and shopping malls & retail.

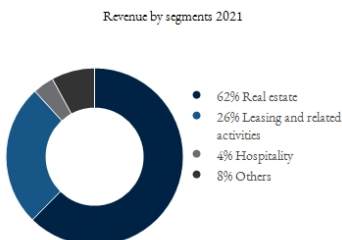
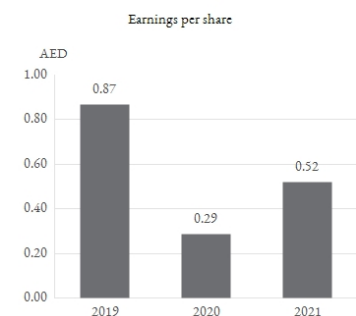
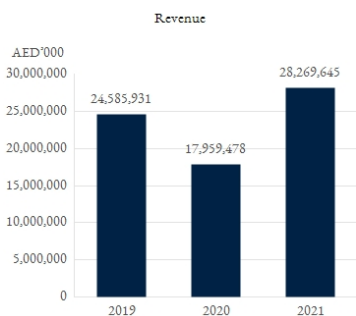
Emaar's world-class project development competencies are underlined by its iconic assets in Dubai and other international markets.

Downtown Dubai is Emaar's flagship development. Today, the world's most visited lifestyle destination, the 500-acre neighbourhood is home to the iconic Burj Khalifa, The Dubai Mall and The Dubai Fountain.

Emaar's established communities include Arabian Ranches, Emirates Living, and Dubai Marina.

Several mega-developments that define the city of the future are being developed by Emaar in its core markets including Dubai. Through strategic partnerships, Emaar has expanded its land bank in Dubai to build cities of the future.

KEY FIGURES (AED'000)	2019	2020	2021
Income statement			
Revenue	24,585,931	17,959,478	28,269,645
Gross profit	11,562,424	6,532,666	11,751,152
Profit before tax	7,903,653	2,613,843	6,123,743
Profit for the year	8,209,345	2,806,341	5,716,579
Balance sheet			
Total assets	116,870,404	117,976,596	121,849,528
Total liabilities	53,420,981	53,394,694	53,654,024
Total equity	63,449,423	64,581,902	68,195,504
Cash flow			
Net cash flows from operating activities	618,177	2,137,431	10,759,395
Net cash flows (used in)/ from investing activities	(1,253,914)	996,767	(2,786,422)
Net cash flows (used in)/ from financing activities	(3,292,810)	(2,532,957)	(6,151,105)
Key indicators			
Basic and diluted earnings per share (AED)	0.87	0.29	0.52
Dividend per share (AED)*	N/A	0.10	0.15
Authorised capital	7,159,739	7,159,739	8,179,739



Contact Information

Emaar Properties PJSC
Emaar Square, Building 3
PO Box 9440
Dubai, United Arab Emirates

Tel: +971 4 367 3333
Fax: +971 4 367 3000



Supplied by © Euroland.com