

● Dubai Investments

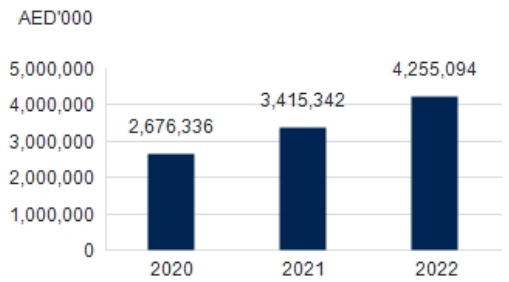


01/12/2023

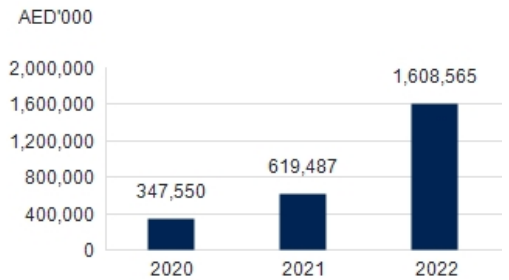
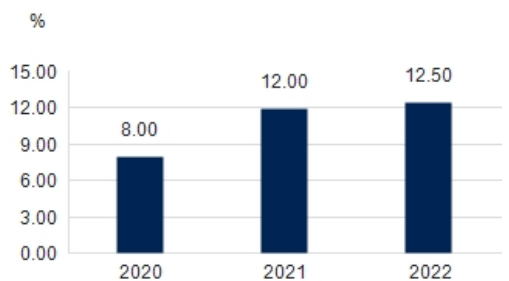
Currency	AED	Volume	386,073
Previous Close	2.24	Number of Shares (mil)	4,252.02
Change (%)	1.36	Market Cap (mil)	9,524.52

FINANCIAL HIGHLIGHTS, AED'000	2020	2021	2022
Total assets	21,761,547	21,776,292	20,467,255
Total equity	12,048,586	12,296,312	13,036,974
Total liabilities	9,712,961	9,479,980	7,430,281
Total income	2,676,336	3,415,342	4,255,094
Profit attributable to Owners of the Company	347,550	619,487	1,608,565
Net increase (decrease) in cash and cash equivalents	321,044	-57,197	112,995
Cash and cash equivalents at the end of the year	566,335	509,138	622,133
Earnings per share (AED)	0.08	0.15	0.38

Total Income



Profit attributable to Owners of the Company

Annual Dividend Yield¹¹Based on year-end price and dividends adjusted to corporate actions

Revenue by segments 2022

- 38.2% Manufacturing and contracting
- 26.3% Investments
- 35.5% Property



COMPANY PROFILE

Dubai Investments PJSC is a leading public joint stock company listed on the Dubai Financial Market with over 16,700 shareholders and a paid-up capital of AED 4 billion. Incorporated in 1995, the Company has grown exponentially with investments in a number of businesses across a number of sectors, ranging from real estate, processing industries, mergers and acquisitions, healthcare, education to financial investments in the UAE and the Middle East. Dubai Investments continues to create positive economic impact and long-term value for its stakeholders by investing in sustainable, growth sectors in markets across the globe.