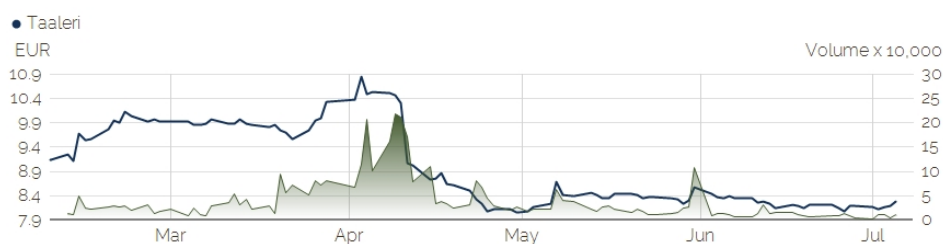


Taaleri is a Nordic investment and asset manager that focuses on businesses with industrial-scale opportunities within bioindustry and renewable energy. We create value through both funds under management and direct investments by combining extensive know-how, deep expertise, entrepreneurship and capital. Taaleri's vision is to become a leading investment manager operating internationally in bioindustry and renewable energy.

Taaleri's growth in the bioindustry and renewable energy ecosystems is supported by sustainability-driven megatrends and a strong demand for novel industrial and energy solutions. Through investments in bioindustry, Taaleri utilises renewable and recyclable raw materials to create sustainable products through industrial innovations and technologies. In renewable energy, Taaleri develops utility-scale clean energy solutions.

Sustainability is a central part of Taaleri's operating methods and principles. We have been a signatory of the UN Principles for Responsible Investment (UNPRI) since 2010, and we joined the Net Zero Asset Managers (NZAM) initiative in 2021.

Taaleri has two business segments: Private Asset Management and Strategic Investments. The Private Asset Management segment consists of bioindustry, renewable energy and real estate businesses. The Strategic Investments segment includes Garantia Insurance Company.



SHARE DATA

05/07/2024

Currency	EUR	Volume	11,666
Previous Close	8.29	Number of Shares (mil)	28.20
Change (%)	1.10	Market Cap (mil)	233.75

KEY FIGURES (EUR 1,000)

	2021	2022*	2023
Total income	72,629	56,752	65,629
Operating profit	28,785	27,347	31,921
Profit for the period	136,126	21,302	26,546
Basic earnings per share, EUR	4.81	0.73	0.81
Return on equity (ROE), %	75.0	10.0	13.0
Return on assets (ROA), %	46.4	6.9	8.7
Cost/income ratio, %	58.9	56.7	54.3
Price/earnings (P/E)	2.3	15.4	11.1
Number of full-time employees, at the end of the period	104	106	111

* Taaleri has implemented the IFRS 17 Insurance Contracts standard on January 1, 2023. The figures for 2022 in the table are restated according to IFRS 17 standard.

ANNUAL DIVIDEND, EUR

2019	2020	2021 ¹	2022	2023
0.16	0.32	2.20	0.70	1.00

¹ Distribution of funds EUR 2.20 per share for the financial year 2021 is distributed as follows: Annual General Meeting's decision for the result of the financial year 2021 EUR 1.20 per share and an additional dividend and return of capital of EUR 1.00 per share distributed on 8 June 2021.

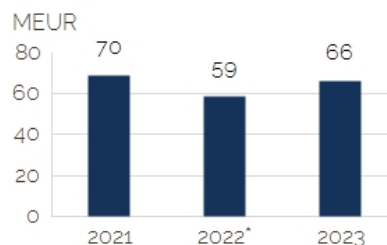
LATEST NEWS

17/06/2024 Taaleri Plc – Managers' transactions – Titta Elomaa

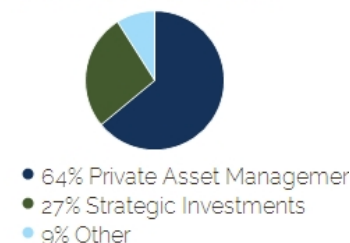
17/06/2024 Taaleri Plc – Managers' transactions – Juhani Elomaa

07/05/2024 Taaleri Plc Interim Statement 1 January–31 March 2024: Growth in Taaleri's continuing earnings and strong net income from investment operations, Q1 operating profit 56% of income

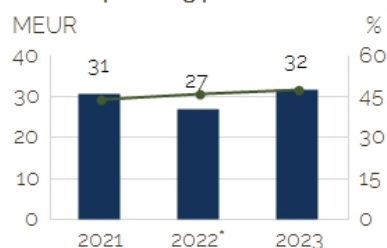
Income



Income by segment 2023



Operating profit and %



AUM EUR 2.6 bn

