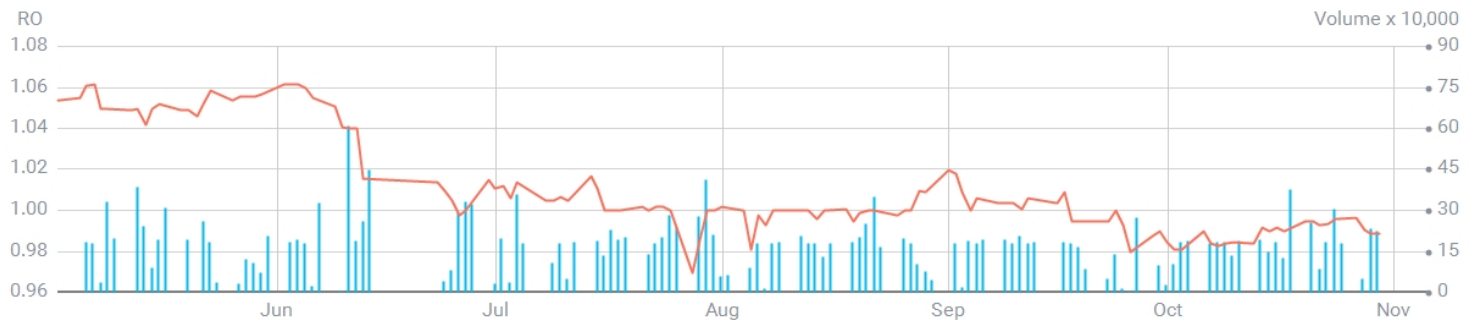


● OMANTEL



Share Data (30/10/2024)

Currency	RO	Volume	1,750
Previous Close	0.99	Number of Shares (mil)	750.00
Change (%)	0.00	Market Cap (mil)	741.75

Company Presentation

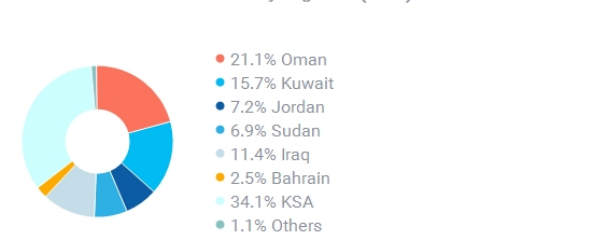
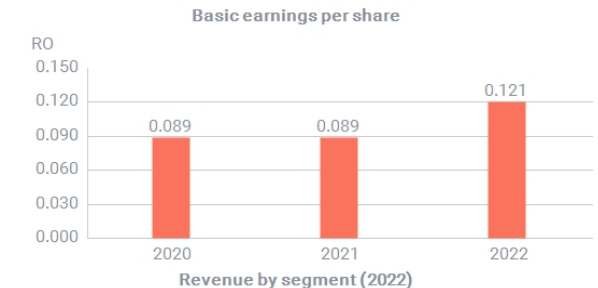
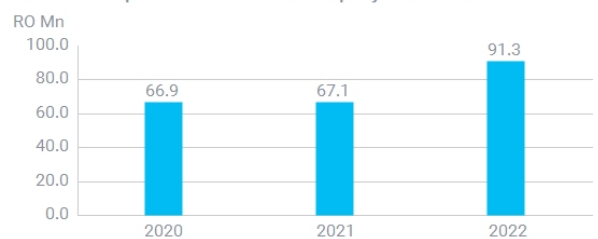
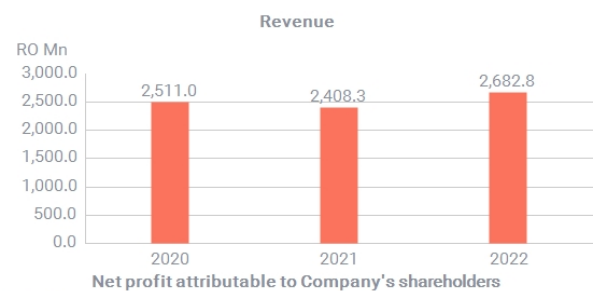
Omantel is the pioneer of total communications solutions in the Sultanate of Oman. We have the widest choice of state of the art services with the broadest network coverage. We listen to understand your needs and value feedback. We strive to deliver on our promises.

Omantel has offered the full spectrum of telecommunications solutions to the people and businesses of Oman since the dawn of the Renaissance in 1970. Over the years, as the pioneering telecommunications supplier, we have striven to connect even the most remote communities to each other and to the rest of the world. As a pillar of the Omani economy, Omantel has been a leading player in Oman's progress and national development.

The Omantel logo, embodies the Omani heritage, in the form of the Khanjar. Our color palette, blue and orange, signals our dedication to professionalism and progression as well as a vibrant spirit. The Omantel name, combined both in Arabic and English, is cradled and encapsulated in our new brand symbol reflecting a caring mindset.

Our tagline reflects also our philosophy of togetherness as this is at the heart of everything we do – as we lead the way in bringing individuals, families, businesses and regions ever closer together using leading edge technology for communications.

Key Annual Figures	2020	2021	2022
<i>Consolidated Income Statement (RO Mn)</i>			
Revenue	2511.0	2408.3	2682.8
Operating expenses	2096.4	2030.6	2235.5
Operating profit	414.6	377.6	447.3
Profit before taxation	266.9	250.9	271.6
Net profit attributable to Company's shareholders	66.9	67.1	91.3
<i>Consolidated Balance Sheet (RO Mn)</i>			
Total assets	7735.8	7567.5	7835.4
Total liabilities	4839.7	4800.4	4948.5
Total equity	2896.0	2767.1	2886.9
<i>Consolidated Cash Flow (RO Mn)</i>			
Net cash from operating activities	925.7	711.8	761.5
Net cash used in investing activities	-472.4	-477.3	-259.0
Net cash used in financing activities	-353.6	-345.3	-451.5
Cash and cash equivalents at the end of the year	605.5	410.8	488.8
<i>Key indicators</i>			
Basic earnings per share (RO)	0.089	0.089	0.121
Net assets per share (RO)	0.768	0.772	0.847
Dividend yield (%)	-	8.2	-
Debt/Total assets (%)	63	63	63
Current ratio	33	33	-



Contact Information

Oman Telecommunications Company (S.A.O.G)
 PO BOX 789, PC 112, Ruwi, Sultanate of Oman
 Tel: +968 2424 2424
 Fax: +968 2424 0112

