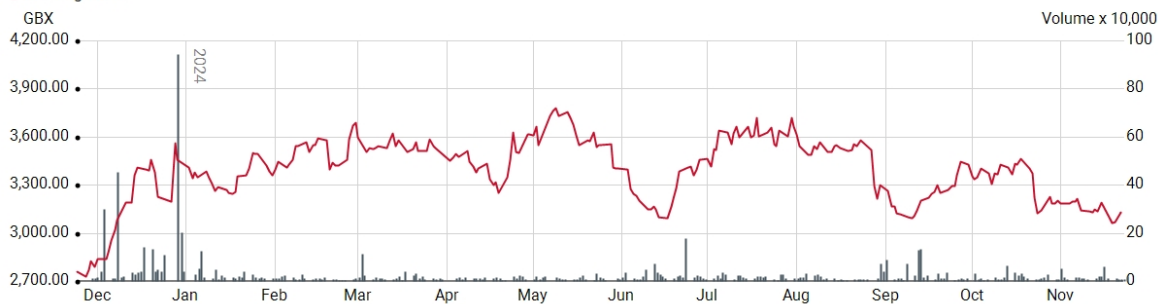


RHI Magnesita is the global leader in refractories. We have the largest number of locations around the world and the most innovative, reliable products and services. We also provide the most robust supply and quality security, thanks to our exceptional vertical integration – from mining to production to full service solutions.

● RHI Magnesita



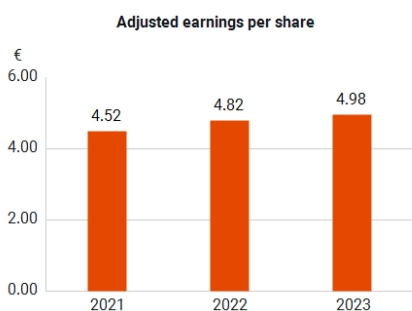
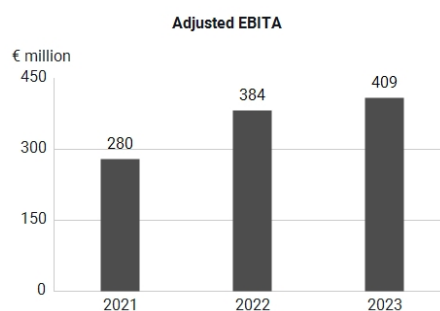
Share data

22/11/2024

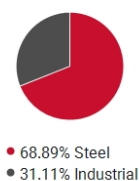
Currency	GBX	Number of Shares (mil)	47.19
Volume	20,872	Change (%)	0.97
Previous Close	3,135.00	Market Cap (mil)	147,949,616.10

Key Figures (€ million)	2021	2022	2023
Income statement			
Revenue	2,551.4	3,317.2	3,571.8
Gross profit	583.5	763.4	857.4
Adjusted EBITDA	389.1	499.5	542.8
Adjusted EBITA	280.4	383.9	408.9
EBIT	213.8	343.6	333.9
Profit after income tax	249.7	166.8	171.3
Consolidated Balance Sheet			
Total assets	3,914.1	4,074.9	4,849.6
Total equity	822.2	1,048.6	1,363.5
Total liabilities	3,091.9	3,026.3	3,486.1
Consolidated Cash Flow Statement			
Net cashflow from operating activities	-91.8	233.8	499.7
Net cashflow from investing activities	-128.9	-199.7	-481.7
Net cashflow from financing activities	197.7	-83.9	178.0
Key ratios			
Adjusted EBITA margin (%)	11.0	11.6	11.4
Leverage (x)	2.6	2.3	2.3
ROIC* (%)	9.6	12.3	10.7
Adjusted earnings per share (€)	4.52	4.82	4.98
Dividend per share (€)	1.50	1.60	1.80

*NOPAT divided by average invested capital of the year. Invest Capital in 2021 €2,291 million.



Revenue by operating segments 2023



RHI MAGNESITA

Supplied by © EUROLAND.com