

Universal Entertainment is engaged in its Amusement Equipments Business and its Integrated Resort Business of OKADA MANILA® in the Philippines as the core business of the Company group, and we also deliver the concept of “this is fun” through our business endeavors. Those endeavors include the Media Contents Business (The distribution of applications for mobile platforms) and the Okada Museum of Art, which has on display an all-encompassing collection of the artistic beauty of the East.

Universal Entertainment will move forward vigorously as a global entertainment company that also pursues the concept of “All in the name of fun.” overseas through the operation of OKADA MANILA®, our casino entertainment resort.

Share Graph

Share Data
05/07/2024


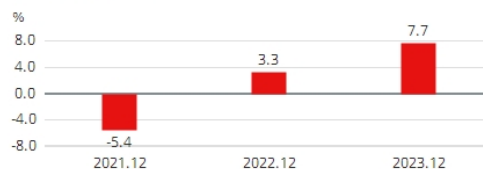
Currency	JPY	Volume	169,600
Previous Close	1,532.0	Number of Shares (mil)	80.20
Change (%)	0.07	Market Cap (mil)	122,858.74

Key Figures

	2021.12	2022.12	2023.12
Million Yen			
Net Sales	90,435	140,998	178,995
Operating Profit	1,959	12,085	30,480
Net Income (Net Income Attributable to Owners of Parent)	-19,052	11,506	28,439
Net cash provided by (used in) operating activities	1,745	24,461	28,017
Net cash provided by (used in) investing activities	-7,037	-8,996	-10,124
Net cash provided by (used in) financing activities	-1,819	-11,246	-11,326
Total Assets	572,381	596,177	628,006
Total Net Assets	338,919	349,315	388,388
Shareholders' Equity	338,861	349,257	388,337
Capital stock	98	98	98
Retained earnings	327,426	338,932	364,273
Depreciation	18,477	18,739	17,254
Adjusted segment EBITDA	20,738	41,118	55,857
%			
Return on equity	-5.4%	3.3%	7.7%
Operating profit margin	2.1%	8.5%	17.0%
Ratio of Shareholders' Equity	59.2%	58.5%	61.8%
Number of Issued Shares			
	80,195,000	80,195,000	80,195,000
Number of employees			
	6,408	6,689	6,983

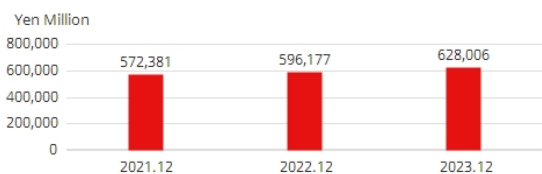
Major Shareholders (As of December 31, 2022)

Name	Number of shares held (thousands)	Ratio of shares held (%)
Okada Holdings Limited	54,452	70.26%
Hiroko Yokotsuka	2,045	2.63%
STATE STREET BANK AND TRUST CLIENT OMNIBUS ACCOUNT OMO2 505002	1,780	2.29%
GOLDMAN SACHS INTERNATIONAL	1,316	1.69%
Jun Fujimoto	658	0.84%
UBS AG LONDON ASIA EQUITIES	642	0.82%
Rakuten Securities, Inc.	632	0.81%
Universal Entertainment Employees' Stock Ownership Plan	508	0.65%
J.P. MORGAN SECURITIES PLC FOR AND ON BEHALF OF ITS CLIENTS JPMSP RE CLIENT ASSETS-SEGR ACCT	480	0.61%
HOKUTO.CO.,LTD	466	0.60%

Ratio of shares held (%)

Return on equity

Notes:

1. The Company holds 2,704,096 of treasury stock, but is excluded from the above major shareholders.

2. The shareholding ratio is calculated after deducting 2,704,096 of treasury stock.

Total Assets

Revenue
