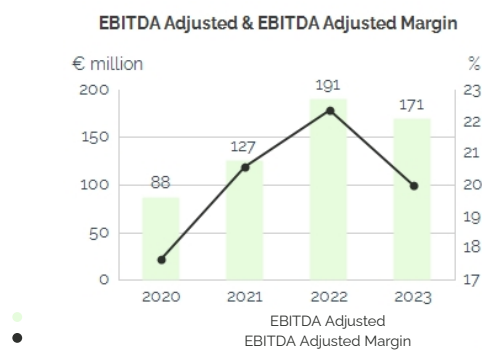
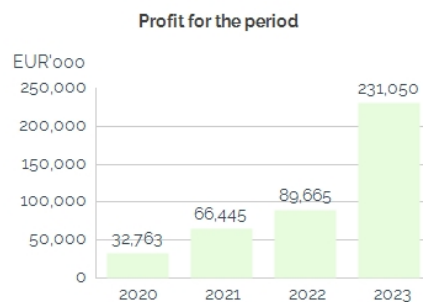
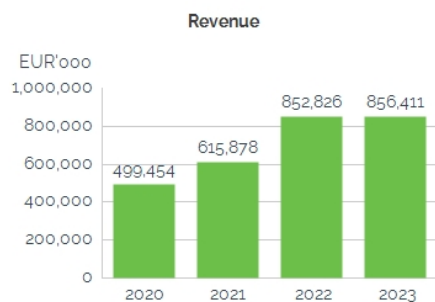
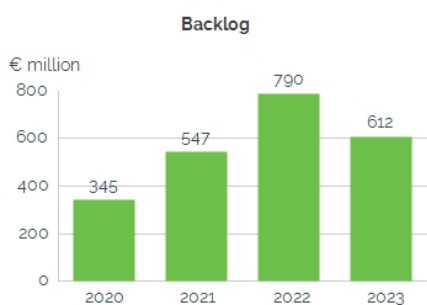


Key figures (EUR'000)	2020	2021	2022	2023
Income Statement				
Revenue	499,454	615,878	852,826	856,411
Operating profit	55,523	87,593	125,809	136,918
Profit for the period	32,763	66,445	89,665	231,050
Profit for the period attributable to owners of the parent	32,634	66,696	89,564	230,050
Statement of Financial Position				
Total assets	770,115	986,740	1,287,624	1,332,009
Total equity	413,118	453,962	744,804	910,188
Total liabilities	356,997	532,778	542,820	421,821
Statement of Cash Flows				
Net cash flows (used in) generated by operating activities	68,722	-15,519	112,975	140,250
Net cash flows used in investing activities	-10,267	-36,571	-205,068	81,603
Net cash flows generated by (used in) financing activities	-35,411	47,298	193,319	-193,486
Cash and cash equivalents at 31 December	75,658	73,843	174,129	198,491

**Revenue by segment 2023**

- 54% Electrode Technologies
- 34% Water Technologies
- 12% Energy Transition

**Backlog by segment 2023**

- 57% Electrode Technologies
- 23% Water Technologies
- 20% Energy Transition