

Dubai Investments



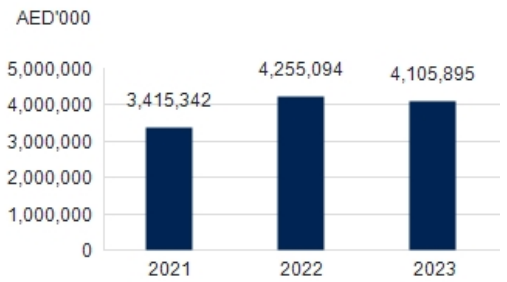
26/07/2024

| | | | |
|----------------|-------|------------------------|-----------|
| Currency | AED | Volume | 3,470,233 |
| Previous Close | 2.08 | Number of Shares (mil) | 4,252.02 |
| Change (%) | -0.48 | Market Cap (mil) | 8,844.20 |

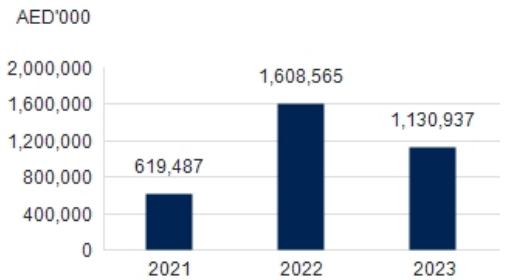
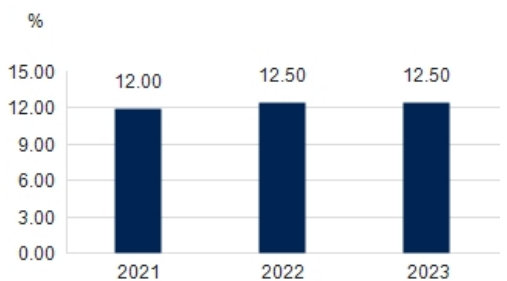
FINANCIAL HIGHLIGHTS, AED'000

| | 2021 | 2022 | 2023 |
|--|------------|------------|------------|
| Total assets | 21,776,292 | 20,467,255 | 21,437,797 |
| Total equity | 12,296,312 | 13,036,974 | 13,665,880 |
| Total liabilities | 9,479,980 | 7,430,281 | 7,771,917 |
| Total income | 3,415,342 | 4,255,094 | 4,105,895 |
| Profit attributable to Owners of the Company | 619,487 | 1,608,565 | 1,130,937 |
| Net increase (decrease) in cash and cash equivalents | -57,197 | 112,995 | 364,649 |
| Cash and cash equivalents at the end of the year | 509,138 | 622,133 | 986,782 |
| Earnings per share (AED) | 0.15 | 0.38 | 0.27 |

Total Income



Profit attributable to Owners of the Company

Annual Dividend Yield¹¹Based on year-end price and dividends adjusted to corporate actions

Revenue by segments 2023

- 30.0% Manufacturing and contracting
- 6.9% Investments
- 63.1% Property



COMPANY PROFILE

Dubai Investments PJSC is a leading public joint stock company listed on the Dubai Financial Market with over 16,700 shareholders and a paid-up capital of AED 4 billion. Incorporated in 1995, the Company has grown exponentially with investments in a number of businesses across a number of sectors, ranging from real estate, processing industries, mergers and acquisitions, healthcare, education to financial investments in the UAE and the Middle East. Dubai Investments continues to create positive economic impact and long-term value for its stakeholders by investing in sustainable, growth sectors in markets across the globe.