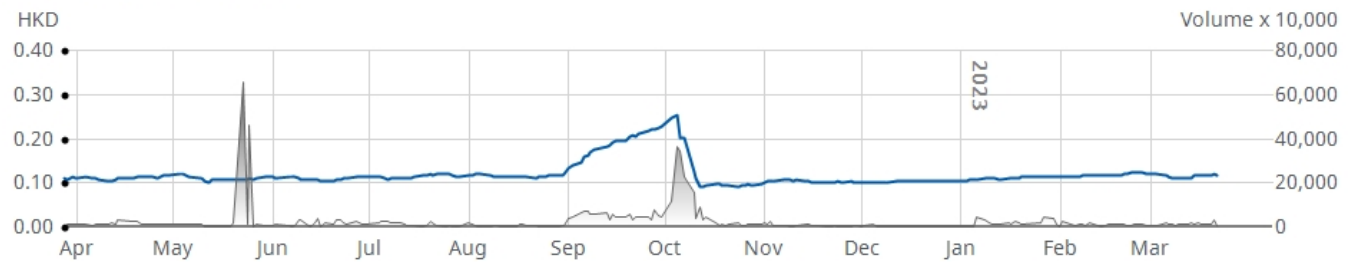


Fullshare Holdings Limited (HKSE: 00607.HK) has been listed on the Hong Kong Stock Exchange since the end of 2013. Fullshare Holdings Limited is a Chinese conglomerate focused on becoming a global leader in healthy living. The Group's business can be categorized in four segments, namely, renewable energy equipment, tourism, healthcare, and real estate. The Group is continuously expanding its global operations in healthcare, elderly care, tourism, finance, operation, marketing and property in order to provide world class products and services for its customers.

## Share Graph

## ● Fullshare Holdings Limited



## Share data

22/03/2023

Currency	HKD	Volume	10,830,000
Previous Close	0.12	Number of Shares	26,532,196,731
Change (%)	-1.64	Market Cap (mln)	3,184

## Financial Highlights, RMB'000

2019

2020

2021

**Consolidated Statement of Profit or Loss and other Comprehensive Income (RMB'000)**

Revenue	11,163,103	16,171,377	21,291,875
Gross profit	2,305,026	3,434,976	3,415,705
Loss before tax	-3,213,676	-297,432	-2,052,080
Loss for the year	-2,844,118	-698,280	-2,335,758

**Consolidated Statement of Financial Position (RMB'000)**

Total assets	43,792,119	43,564,472	45,600,302
Current liabilities	18,010,483	18,422,573	23,147,896
Non-current liabilities	4,913,815	4,344,919	4,456,551
Total equity	20,867,821	20,796,980	17,995,855

**Consolidated Statement of Cash Flows (RMB'000)**

Net cash flows from/(used in) operating activities	2,363,528	867,211	-1,039,758
Net cash flows from/(used in) investing activities	1,312,751	2,392,098	-559,982
Net cash flows (used in)/from financing activities	-3,418,710	-3,518,121	2,602,983
Cash and cash equivalents at end of the year	2,797,003	2,490,570	3,473,102

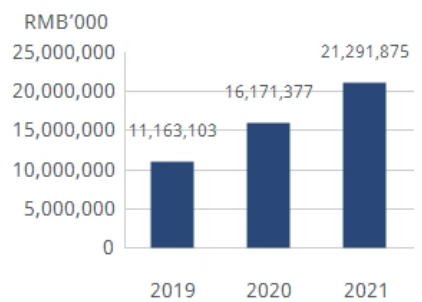
**Per share data (RMB cents)**

Basic loss per share	-15	-5	-14
Final dividend per share*	N/A	N/A	N/A

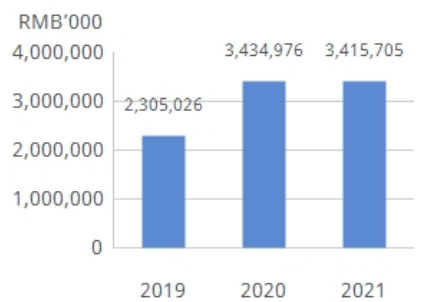
\*The board has resolved not to declare a final dividend for the years ended 31 December 2020 and 2019.

\*The board has resolved not to declare a final dividend for the years ended 31 December 2021 and 2020.

## Revenue



## Gross profit



## Loss for the year

