

For three decades, Union Properties PJSC has been entrusted with developing key residential, commercial, industrial and leisure projects across Dubai.

Since starting operations in 1987, UP has proved itself to be a true pioneer of the UAE real estate sector, becoming a publicly traded company in 1993 and going on to develop landmark projects such as MotorCity, Dubai Autodrome, Green Community and Uptown MotorCity, Green Community East and West at Dubai Investment Park, Uptown Mirdiff, and Limestone House and Index Tower in the DIFC area.

For 30 years, Union Properties has held itself to the highest standards of design attention and build quality, putting liveability at the heart of its communities. Consequently, Union Properties ranks among the most trusted names in UAE real estate.

The operations of Union Properties extend beyond real estate investment and development to encompass project management, interior design and fit-out, property management and facilities management, creating a powerhouse of the UAE real estate sector.

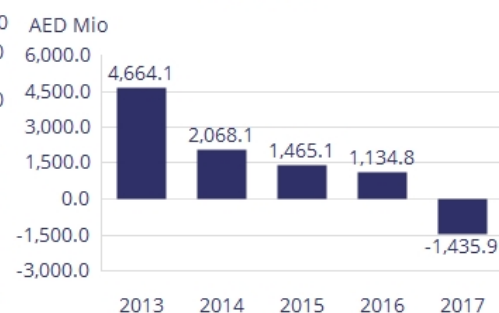
Subsidiary companies include ServeU, The FITOUT, Thermo, GMAMCO, Edacom, and EMICOOL, Dubai Autodrome, and Marriot Executive Apartments and Courtyard by Marriott.

● Union Properties

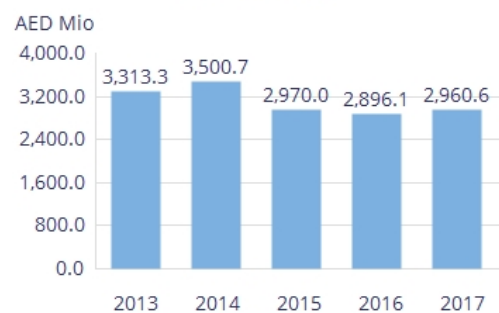


Share data	15/11/2018
Currency	AED
Change (%)	-0.80
Last Closing Price	0.62
Volume	16,232,854
Number of Shares (mln)	4,290
Market Cap (mln)	2,660

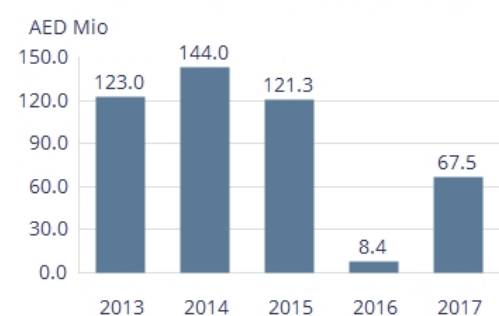
Total income



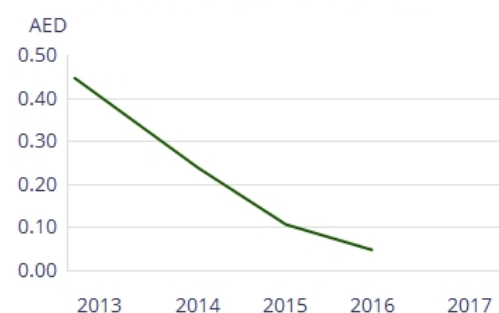
Total liabilities



Cash and cash equivalents at the end of the year



Basic and diluted earnings per share



FINANCIAL HIGHLIGHTS, AED'000	2013	2014	2015	2016	2017
Total income	4,664,123	2,068,067	1,465,076	1,134,813	(1,435,868)
Profit for the period attributable to the shareholders of the company	1,579,655	864,994	434,609	211,422	(2,375,220)
Total comprehensive income for the period	1,579,621	864,994	434,609	211,422	(2,375,220)
Total assets	7,451,813	8,499,144	8,292,018	7,926,192	5,615,412
Total liabilities	3,313,327	3,500,664	2,969,985	2,896,154	2,960,594
Total equity attributable to the shareholders of the Company	4,138,486	4,998,480	5,322,033	5,030,038	2,654,818
Net cash flows from operating activities	(409,013)	(165,679)	(71,800)	(87,773)	96,434
Net cash flows used in investing activities	2,587,078	189,990	304,759	103,160	(101,699)
Net cash flows from financing activities	(2,199,836)	(3,358)	(255,654)	(128,226)	64,336
Basic and diluted earnings per share (AED)	0.45	0.24	0.11	0.05	0.05