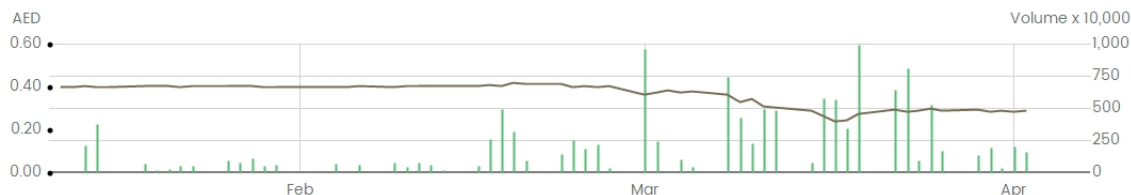


Headquartered in Abu Dhabi, UAE, Manazel Real Estate is one of the nation's leading developers of quality homes for the country's middle income segment of the population. Through strategic investments spanning residential and commercial developments, Manazel has succeeded in striking a balance between creating thriving, sustainable communities while providing the highest returns for shareholders and investors.

With quality often sacrificed at the altar of price, Manazel is a pioneering developer that has succeeded in bridging the gap between these two factors to craft a wide range of affordable properties that cater to almost any lifestyle aspiration while adhering to Islamic real estate investment regulations.

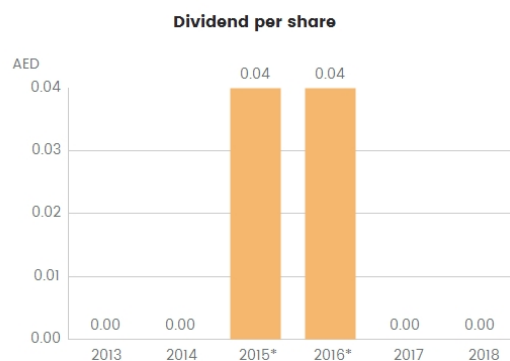
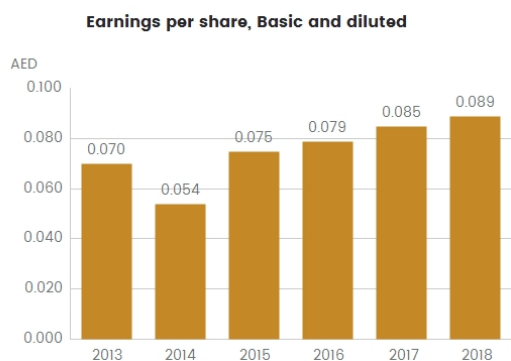
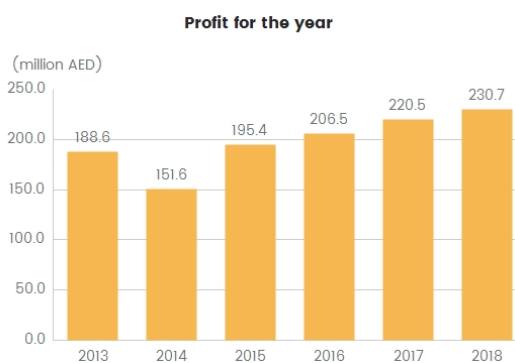
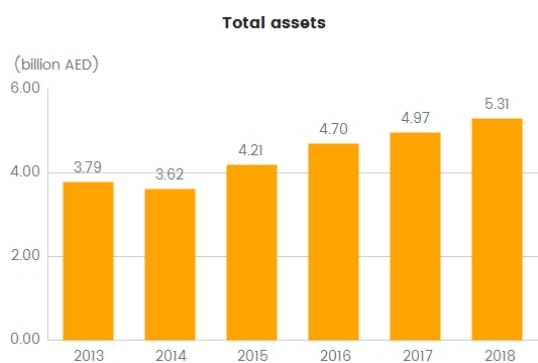
As comprehensive master planners and community builders, we take pride in our ability to balance our multiple roles whether as planner, builder, landlord, investor, community partner or project manager. We are an equal opportunity employer that retains the most experienced and talented teams of professionals and encourage them to apply their full potential in the pursuit of excellence.

● Manazel PJSC



MANAZEL		02/04/2020	
Currency	AED	Volume	1,606,000
Last Closing Price	0.30	Number of Shares (mln)	2,600
Change (%)	1.72	Market Cap (mln)	767

FINANCIAL HIGHLIGHTS, AED'000	2013	2014	2015	2016	2017	2018
Revenue	859,385	738,609	739,932	748,616	861,873	809,269
Gross profit	176,400	231,482	243,906	254,322	316,450	335,925
Gross margin	21%	31%	33%	34%	37%	42%
Profit for the year	188,667	151,652	195,468	206,516	220,550	230,735
Net cash flows from (used in) operating activities	(141,981)	117,289	(208,431)	12,135	(89,555)	77,429
Bank balances and cash	68,725	25,898	15,094	179,992	129,589	146,430
Development work-in-progress	291,769	201,839	262,760	190,617	172,104	323,012
Total assets	3,799,600	3,626,837	4,210,803	4,700,632	4,975,457	5,315,598
Total equity	2,231,060	2,014,413	2,600,494	2,801,574	2,889,234	2,934,584
Advances from customers	169,426	144,397	29,910	33,473	33,701	18,455
Earnings per share, Basic and diluted (AED)	0.07	0.054	0.075	0.079	0.085	0.089



*2015: 4% bonus shares were distributed.
*2016: 4% cash dividend distribution.