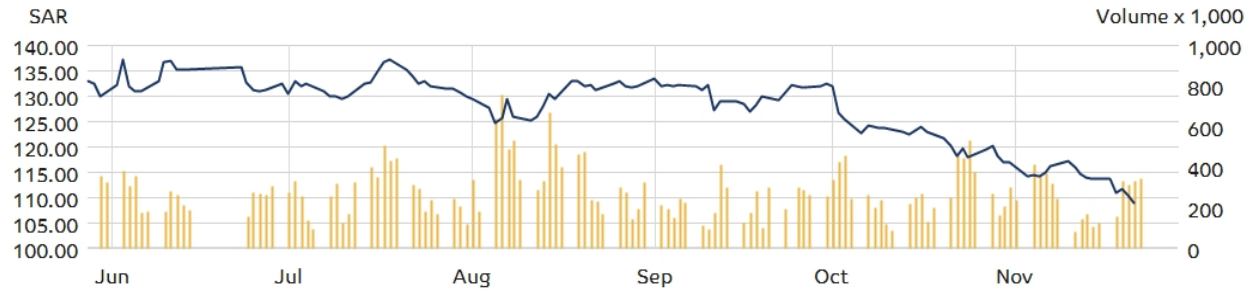


• Saudi Aramco Base Oil Company - Luberef



Key Performance Indicators (SAR Mn)

2021

2022

2023

Statement of Comprehensive Income

Sale	8,846.7	10,613.9	9,488.7
Gross profit	2,041.8	2,433.7	1,858.4
Operating profit	1,755.6	2,171.1	1,590.3
Profit for the year	1,502.5	1,978.1	1,509.6

Statement of Financial Position

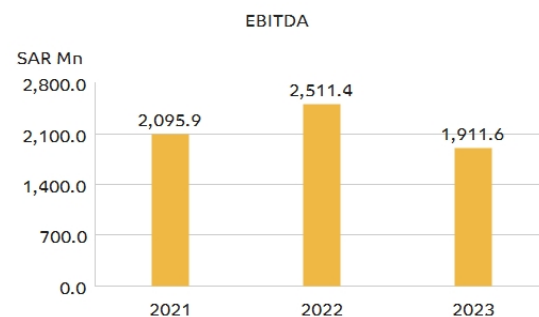
Total assets	8,364.3	8,644.8	8,856.5
Total liabilities	4,119.8	3,562.0	3,987.7
Total equity	4,244.5	5,082.8	4,868.8

Statement of Cash-flows

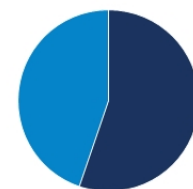
Net cash inflow from operating activities	1,814.6	2,016.9	2,321.6
Net cash generated (outflow) / inflow from investing activities	(221.6)	(48.8)	(1,691.0)
Net cash (outflow) / inflow from financing activities	(916.4)	(1,405.4)	(1,996.8)
Cash and cash equivalents at end of year	1,349.5	1,912.1	546.0

Key Indicators

Gross profit margin (%)	23.1	22.9	19.6
EBITDA margin (%)	23.7	23.7	20.1
Current ratio	2.1	3.0	2.3



Sales breakdown 2023



• 55.3 % Base oil
• 44.7 % By-products