

● Dar Al Arkan



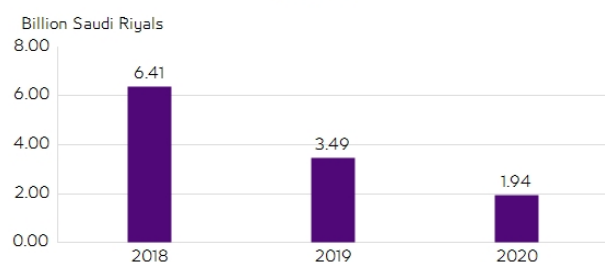
SHARE DATA

17/07/2024

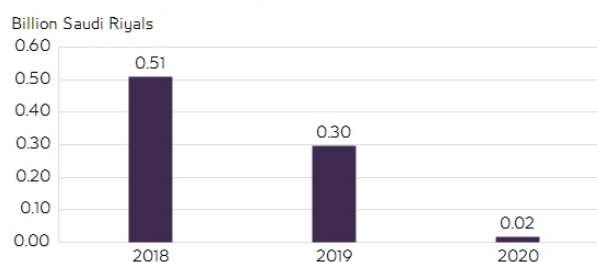
Currency	SAR	Volume	5,540,837
Last Closing Price	12.24	Number of Shares (mln)	1,080
Change (%)	2.00	Market Cap (mln)	13,219

FINANCIAL HIGHLIGHTS, SR'000	2016	2017	2018	2019	2020
Revenue	1,870,229	4,734,682	6,412,265	3,491,856	1,944,854
Operating profit	631,915	952,008	888,209	649,653	503,318
Total comprehensive income attributable to shareholders	250,834	556,043	511,783	304,155	16,692
Total assets	24,485,774	26,241,305	26,747,317	28,049,229	30,934,616
Total liabilities	6,308,267	7,507,755	8,041,984	9,039,741	11,908,436
Total equity	18,177,507	18,733,550	18,705,333	19,009,488	19,026,180
Net cash flows from (used in) operating activities	690,523	1,436,506	2,159,575	(1,742,716)	(1,461,677)
Net cash flows used in investing activities	144	(9,690)	(20,113)	(329,539)	(4,379)
Net cash flows from financing activities	(1,109,640)	1,150,762	(395,637)	1,118,784	2,447,696
Earnings per share (Halala)	0.23	0.51	0.47	0.28	0.02

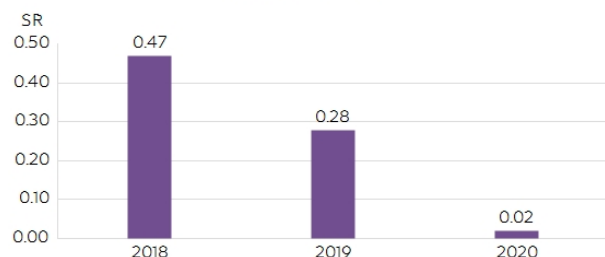
Revenue



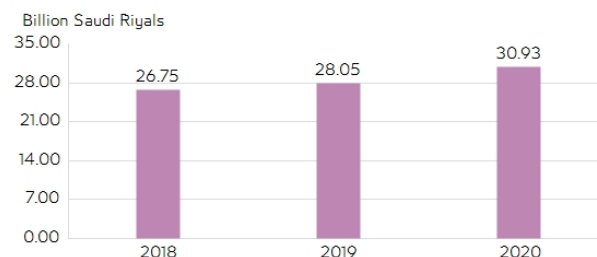
Profit attributable to equity holders



Earnings per share



Total assets



Headquarters

12622 Makkah Road,
Al Wizarat,
Beside Riyadh Marriott Hotel, Riyadh.
Tel: +966 11 206 9888; 800 123 3333
Email: info@alarkan.com

Investor Relations

Hazem Abdallah
Head of Investor Relations
Tel: +966 11 206 9888 Ext. 1670
Email: ir@alarkan.com

DAR
AL ARKAN
دار الأركان