

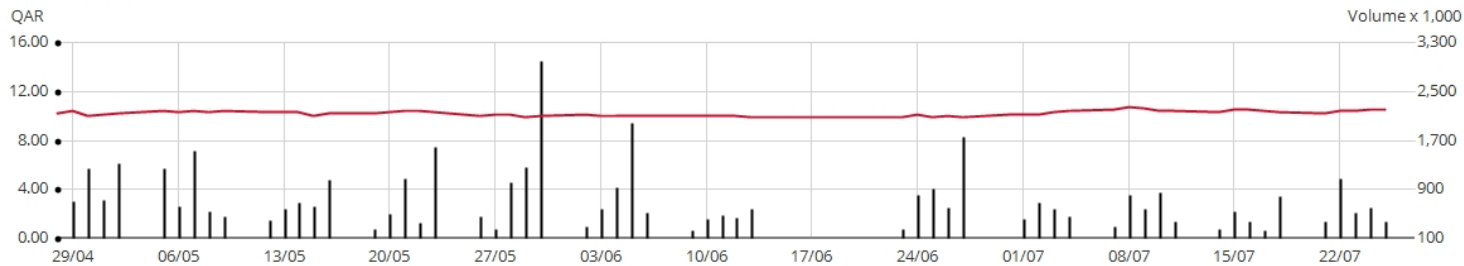
QIIB is a privately owned Islamic bank in the State of Qatar offering personal and corporate Islamic banking solutions. Established in 1991, QIIB remains true to its Qatari heritage and values. Our family-friendly attitude and personal approach are some of the many reasons our customers choose QIIB as a banking partner for their personal and business needs.

QIIB was built on three pillars: trust, family and commitment. Today we continue to develop these pillars in line with the needs of our growing customer base. Our forward thinking approach to Islamic banking enables us to contribute to this increasingly in demand market with products that are Shariaa compliant and meet the expectations of all of our customers.

Modern banking is changing and we are transforming the way we work with our customers to match this new environment. Our team continues to deliver market leading innovative banking solutions developed with our customers' needs in mind. QIIB Mobile Banking, QIIB Internet Banking and QIIB Phone Banking are all premium services available to all our customers to provide efficient transactional banking and at a glance account information. At the same time, we recognise our customers benefit from the hands-on and guided approach to banking which we have always been known and respected for in the community. As a result, we continue to provide our customers with conveniently located and welcoming branches across Qatar.

Regulated by the Qatar Central Bank and highly rated for financial strength and outlook by international rating agencies, we work within local and international standards to deliver the best Shariaa compliant deposit, finance and insurance products for our customers.

● Qatar International Islamic Bank



## Share data

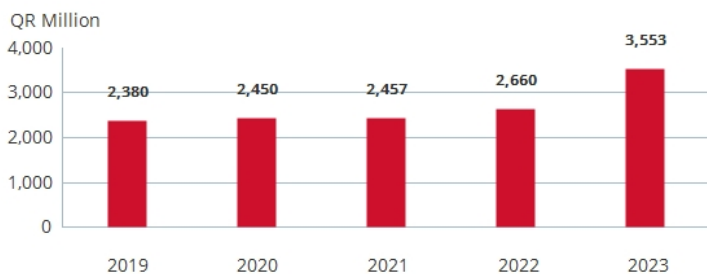
25/07/2024

	Currency	QAR	Volume	380,068
Last Closing Price	10.55	Number of Shares (mln)	1,514	
Change (%)	0.00	Market Cap (mln)	15,969	

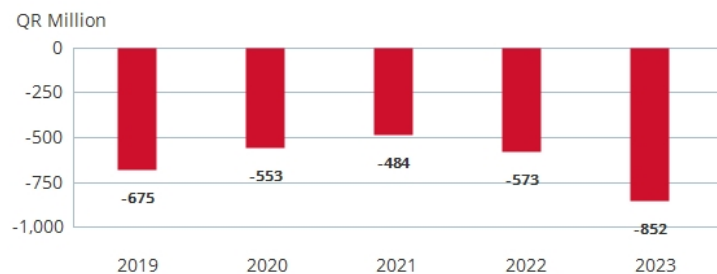
## FINANCIAL HIGHLIGHTS, QR'000

	2019	2020	2021	2022	2023
Total income	2,380,288	2,450,226	2,456,648	2,659,567	3,553,476
Total expenses	-674,652	-553,382	-484,400	-573,179	-851,710
Net profit for the year before return to unrestricted	1,558,302	1,499,908	1,561,460	1,704,567	2,245,365
Total assets	56,831,439	61,313,668	61,791,995	56,393,369	61,626,275
Total liabilities	23,866,732	24,622,908	21,871,504	17,176,268	19,567,984
Total equity	8,160,159	8,323,636	8,702,810	9,075,211	9,506,082
Net cash flows from (used in) operating activities	-6,579,081	-2,343,106	-1,054,192	-1,031,951	1,656,431
Net cash flows used in investing activities	-1,303,726	285,405	-1,393,836	-577,184	-55,476
Net cash flows from financing activities	3,587,095	2,819,068	3,218,024	-2,504,884	1,704,434
Cash and cash equivalents at the end of the year	4,653,605	5,414,972	6,184,968	2,070,949	5,376,338

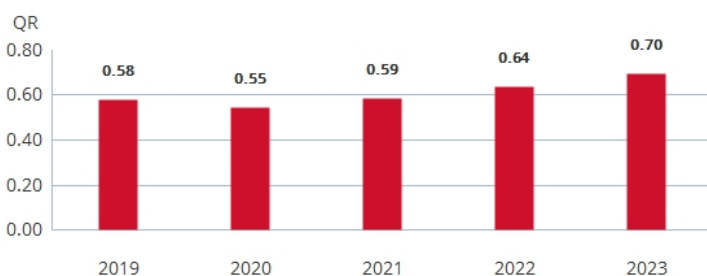
## Total income



## Total expenses



## Earnings per share



## Total assets

