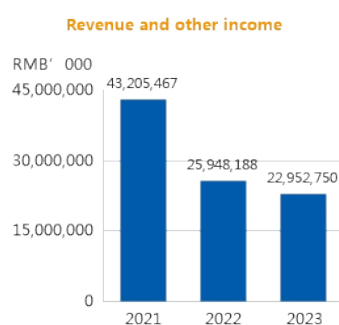


Haitong Securities Co., Ltd.(short for the Company) was established in the year of 1988, at a registered capital of 13.06 billion yuan. The Company has always persevered with the business philosophy of “pragmatism, pioneering, prudence and excellence” and the risk control brand of “being prudent and even conservative”. During the past more than three decades, it has tided over multiple market and business cycles, regulatory reforms and industrial transformations.



30/08/2024	SSE	HKSE
Currency	CNY	HKD
Previous Close	8.62	3.47
Change (%)	1.89	1.76
Volume	36,684,180	28,971,056
Number of Shares (mil)	9,655	3,410
Market Cap (mil)	83,223	11,831

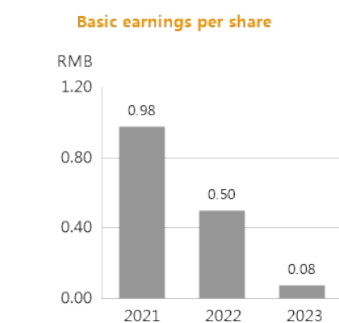


Key Figures (RMB' 000)

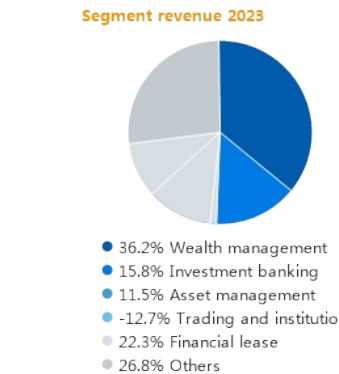
	2021	2022	2023
Income Statement			
Revenue and other income	43,205,467	25,948,188	22,952,750
Total expenses	24,751,524	18,036,667	21,502,198
Profit before income tax	18,543,799	7,999,036	1,565,875
Profit for the year attributable to owners of the Company	12,826,517	6,545,347	1,008,406



	2021	2022	2023
Financial Position			
Total assets	744,925,149	753,609,305	754,586,792
Total liabilities	567,170,363	575,987,247	579,787,233
Accounts payable to brokerage clients	123,202,200	115,513,463	106,538,717
Equity attributable to owners of the Company	163,137,964	164,591,956	163,243,990
Share capital	13,064,200	13,064,200	13,064,200



	2021	2022	2023
Cash Flows			
Net cash used in operating activities	70,969,577	8,819,103	3,053,038
Net cash used in investing activities	-20,936,833	-15,283,508	-8,803,001
Net cash from financing activities	-11,161,799	6,133,285	-16,540,290



	2021	2022	2023
Critical financial indicators			
Basic earnings per share (RMB/share)	0.98	0.50	0.08
Diluted earnings per share (RMB/share)	0.98	0.50	0.08
Weighted average returns on net assets (%)	8.09	3.99	0.61
Gearing ratio (%)	71.41	72.16	73.03