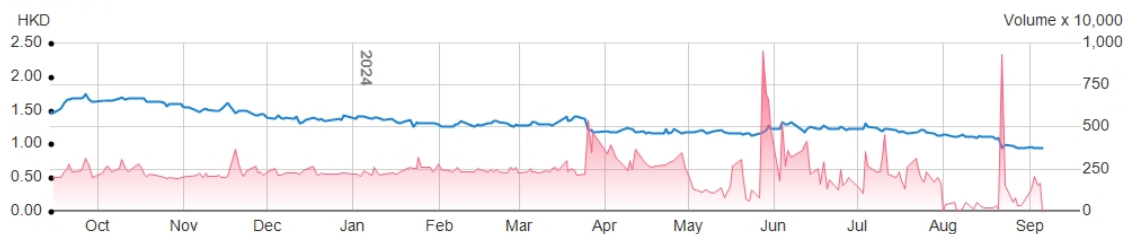


Binhai Investment Company Limited (stock code: 2886), an investment holding company listed on Hong Kong Stock Exchange, is principally engaged in investments in the construction and operation of gas pipeline networks, provision of connection services, supply and provision of gas, and sale of liquefied petroleum gas. As one of the earliest foreign-funded enterprises participating in the public utilities industry in the PRC, the Company is committed to developing the gas market in mainland China. Over the last decade, we have been committed to aligning with the national policy of the PRC in providing clean energy for the commercial and industrial users and urban citizens.

As of 31 December 2023, Tianjin TEDA Investment Holding Company Limited is the Company's controlling shareholder, owned 40.32% of the total issued ordinary shares of Binhai Investment through its indirect subsidiaries TEDA Hong Kong Property Company Limited, Santa Resources Limited and Leader Top Investments Limited. Sinopec Great Wall Gas Investment Company Limited is the Company's second largest shareholder, owned 29.97% of the total issued ordinary shares of Binhai Investment through its wholly-owned subsidiary Great Wall Energy Investment (Hong Kong) Limited.

Share Graph

● BINHAI INV



Share Data

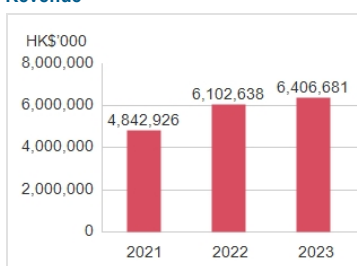
06/09/2024

Currency	HKD	Volume	0
Previous Close	0.95	Number of Shares(mil)	1,383.26
Change (%)	0.00	Market Cap (mil)	1,314.09

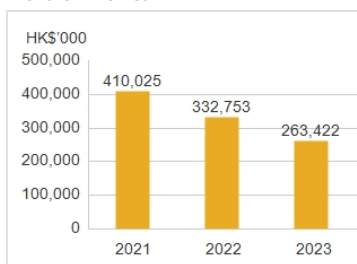
Financial Highlights (HK\$'000)

	2021	2022	2023
Income Statement			
Revenue	4,842,926	6,102,638	6,406,681
Gross profit	855,441	727,322	748,979
Profit for the year	410,025	332,753	263,422
Profit for the year attributable to owners of the Company	399,659	325,833	256,612
Balance Sheet			
Current assets	1,700,664	1,935,797	1,875,411
Total assets	8,179,625	8,570,664	8,590,782
Total equity	2,322,787	2,285,986	2,320,551
Current liabilities	3,400,294	3,788,969	4,051,960
Total liabilities	5,856,838	6,284,678	6,270,231
Cash Flow			
Net cash inflow from operating activities	486,153	350,252	832,385
Net cash outflow from investing activities	-613,387	-802,420	-586,856
Net cash (outflow)/inflow from financing activities	444,823	617,135	-252,551
Cash and cash equivalents at end of year	742,181	845,250	808,364
Financial Indicators			
Basic earnings per share (HK cents)	29.6	24.1	19.0
Diluted earnings per share (HK cents)	29.5	24.0	18.9
Gross profit margin (%)	17.66	11.92	11.69
Profit margin for the year (%)	8.47	5.45	4.11
Average finance costs (%)	4.4	4.6	5.5
Return on average equity (%)	19.1	14.6	11.5

Revenue



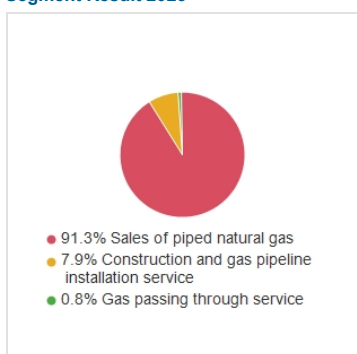
Profit for The Year



Basic Earnings per Share



Segment Result 2023



Binhai Investment Company Limited

Address: Suites 501-502, Block 6, East Area, Airport Business Park, 80 Huanhe Road North, Airport Economic Area, Tianjin, China
Tel: 86-22-5880 1800
E-mail: wsg@binhaiinv.com

