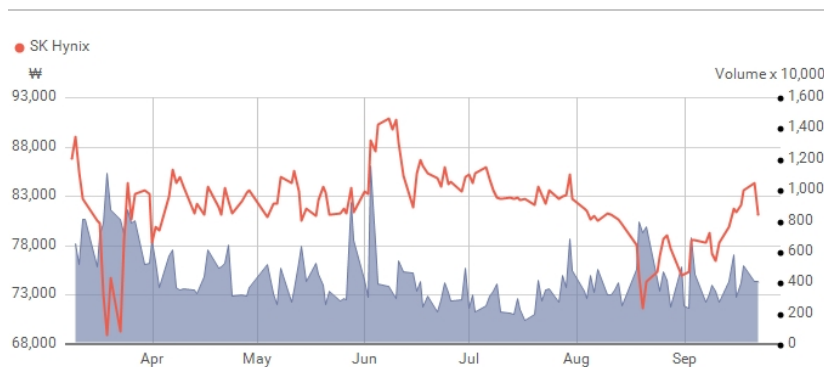


SK hynix, headquartered in Icheon, Korea, is a Global semiconductor solution provider that mainly manufactures memory semiconductor products such as DRAM, NAND Flash and MCP (Multi-chip Package) with expansion into non-memory business through production of CIS (CMOS Image Sensor), etc. SK Hynix has 4 manufacturing sites located in Icheon & Cheongju in Korea, and Wuxi & Chongqing in China, runs global sales offices in 10 major countries and 4 R&D centers in Italy, United States, Taiwan and Belarus.

With the trend of IT devices getting smarter and having more enhanced mobility functions, more advanced semiconductor specifications are being required. With 30 years of expertise in semiconductor production and operation, SK hynix is dedicated to continuous R&D and investment to achieve cost competitiveness and technological leadership in the global semiconductor market. In particular, we are focused on profit-oriented management and qualitative growth in the increasingly important markets of mobile, server and storage solutions. In preparation of the future, SK hynix is also focused on developing next-generation memory technologies such as PC RAM, STT-MRAM and ReRAM.

The Company stock is listed on the Korea Exchange and its DR (depository receipts) is listed on the Luxembourg Stock Exchange with 1:1 ratio with original shares.

### Share Graph

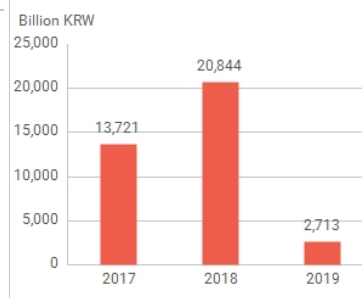


### Share Price Information

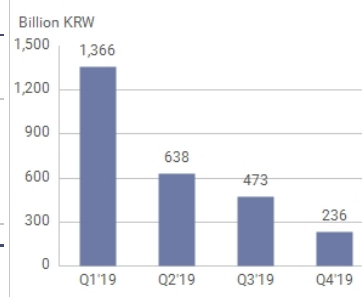
22/09/2020

Currency	KRW	Volume	4,139,983
Previous Closing Price	81,300	Number of Shares	728,002,365
Change (%)	-3.79	Market Cap (Bil. KRW)	59,187

### Annual Operating Profit



### Quarterly Operating Profit



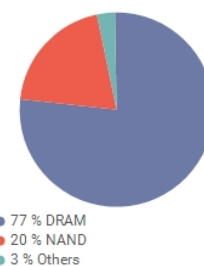
### Financial indicators (Bil. KRW)

	2017	2018	2019
Revenue	30,109	40,445	26,991
Gross Profit	17,408	25,264	8,165
Operating Profit	13,721	20,844	2,713
EBITDA*	18,740	27,260	11,251
Net Profit	10,642	15,540	2,016
Assets	45,418	63,658	64,789
Cash**	8,555	8,369	2,306
Liabilities	11,598	16,806	16,846
Debt***	4,171	5,282	10,524
Shareholders' Equity	33,821	46,852	47,943

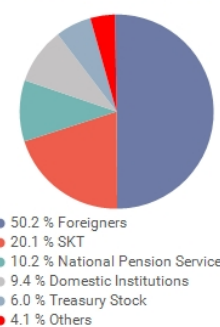
### Key Ratios (%)

	2017	2018	2019
Gross Margin	58	62	30
OP Margin	46	52	10
EBITDA Margin	62	67	42
Net Margin	35	38	7
Basic EPS (in won)	15,073	22,255	2,943
Debt-to-Equity Ratio	12	11	22
Net Debt-to-Equity Ratio	-13	-7	14

### Sales Breakdown (Q4'19)



### Ownership Structure ('19-end)



Notes: \* EBITDA = Operating Profit + Depreciation & Amortization

\*\* Cash = Cash & Cash Equivalents + Short-term Financial Instruments

\*\*\* Debt = Short-term Borrowings + Current portion of Long-term Borrowings + Debentures + Long-term Borrowings

### Company contacts

SK Hynix Inc.  
2091, Gyeongchung-daero, Bubal-eub, Icheon-si, Gyeonggi-do, KOREA

Tel: +82-31-8093-4801~6  
ir@skhynix.com  
www.skhynix.com  
Supplied by © Euroland.com