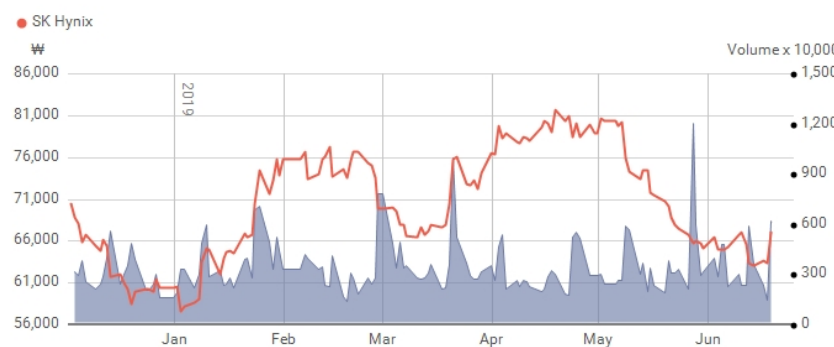


SK Hynix, headquartered in Icheon, Korea, is a Global semiconductor solution provider that mainly manufactures memory semiconductor products such as DRAM, NAND Flash and MCP (Multi-chip Package) with expansion into non-memory business through production of CIS (CMOS Image Sensor), etc. SK Hynix has 4 manufacturing sites located in Icheon & Cheongju in Korea, and Wuxi & Chongqing in China, runs global sales offices in 10 major countries and 4 R&D centers in Italy, United States, Taiwan and Belarus.

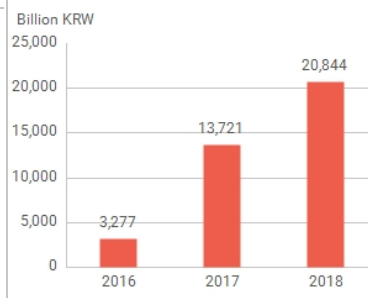
With the trend of IT devices getting smarter and having more enhanced mobility functions, more advanced semiconductor specifications are being required. With 30 years of expertise in semiconductor production and operation, SK Hynix is dedicated to continuous R&D and investment to achieve cost competitiveness and technological leadership in the global semiconductor market. In particular, we are focused on profit-oriented management and qualitative growth in the increasingly important markets of mobile, server and storage solutions. In preparation of the future, SK Hynix is also focused on developing next-generation memory technologies such as PC RAM, STT-MRAM and ReRAM.

The Company stock is listed on the Korea Exchange and its DR (depository receipts) is listed on the Luxembourg Stock Exchange with 1:1 ratio with original shares.

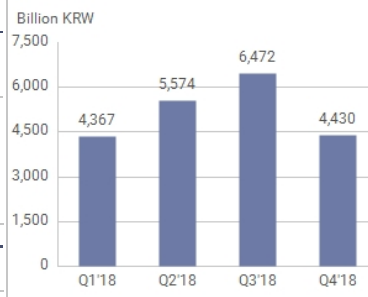
### Share Graph



### Annual Operating Profit



### Quarterly Operating Profit



### Share Price Information

19/06/2019

Currency	KRW	Volume	6,230,370
Previous Closing Price	67,200	Number of Shares	728,002,365
Change (%)	+5.99	Market Cap (Bil. KRW)	48,922

### Key figures

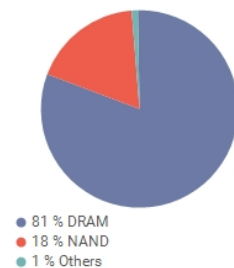
#### Financial Indicators (Bil. KRW)

Key figures	2016	2017	2018
Revenue	17,198	30,109	40,445
Gross Profit	6,411	17,408	25,264
Operating Profit	3,277	13,721	20,844
EBITDA*	7,727	18,740	27,262
Net Profit	2,960	10,642	15,540
Assets	32,216	45,418	63,658
Cash**	4,136	8,555	8,369
Liabilities	8,192	11,598	16,806
Debt***	4,336	4,171	5,282
Shareholders' Equity	24,024	33,821	46,852

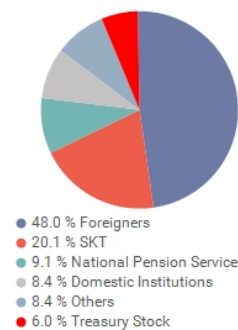
#### Key Ratios (%)

Key Ratios (%)	2016	2017	2018
Gross Margin	37	58	62
OP Margin	19	46	52
EBITDA Margin	45	62	67
Net Margin	17	35	38
Basic EPS (in won)	4,184	15,073	22,255
Debt-to-Equity Ratio	18	12	11
Net Debt-to-Equity Ratio	1	-13	-7

### Sales Breakdown (Q4'18)



### Ownership Structure ('18-end)



Notes:\* EBITDA = Operating Profit+ Depreciation & Amortization

\*\* Cash = Cash & Cash Equivalents + Short-term Financial Instruments

\*\*\* Debt = Short-term Borrowings + Current portion of Long-term Borrowings + Debentures + Long-term Borrowings

### Company contacts

SK Hynix Inc.  
2091, Gyeongchung-daero, Bubal-eub, Icheon-si, Gyeonggi-do, KOREA

Tel: +82-31-8093-4801~6  
ir@skhynix.com  
www.skhynix.com  
Supplied by © Euroland.com