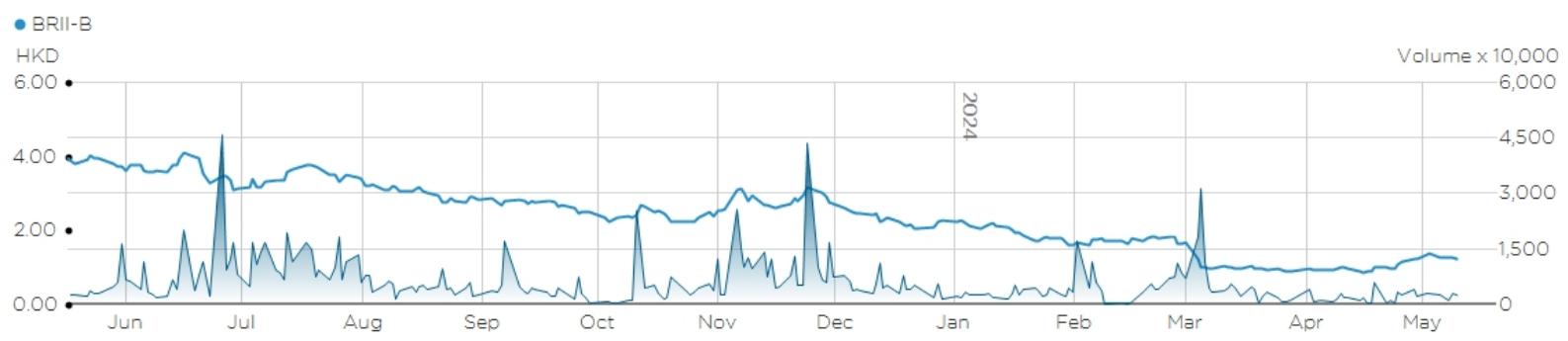


Share Graph



Share Data

10/05/2024

Currency	HKD	Volume	2,809,500
Previous Close	1.26	Number of Shares(mil)	729.64
Change (%)	-3.08	Share Market Cap (mil)	919.35

Pipeline

Indication	Program	Preclinical	IND	Phase 1	Phase 2	Phase 3	NDA/BLA	Regulatory Authority	Brii Rights	Licensing Partners/Internally Discovered
Infectious Disease Programs										
Hepatitis B	BRIL-179 (VBI-2601)/BRIL-835 (VIR-2218) Combination							NMPA	Greater China	
	BRIL-179 (VBI-2601)/PEG-IFN-α Combination							NMPA	Greater China	
	BRIL-877 (VIR-3434) ⁽¹⁾							NMPA	Greater China	
COVID-19	Amubarvimab/romlusevimab Combination ⁽²⁾ (previously BRIL-196/BRIL-198)	China BLA approved and commercial launched						NMPA/FDA	Global	
		Under US EUA review								
HIV infection	BRIL-732 ⁽³⁾							FDA	Global	Internally discovered
MDR/XDR gram-negative infections	BRIL-636 ⁽⁴⁾ (OMNivance [®])							FDA	Greater China	
	BRIL-672 ⁽⁴⁾ (ORAvance [™])							FDA	Greater China	
	BRIL-693 ⁽⁴⁾ (QPX-9003)							FDA	Greater China	
Nontuberculosis mycobacteria	BRIL-658 ⁽⁴⁾ (Epetraborole)							FDA	Greater China	
Central Nervous System Disease Programs										
PPD	BRIL-296							FDA	Global	Internally discovered
PPD prevention	BRIL-296							FDA	Global	Internally discovered
Anxiety & Depressive disorder	BRIL-297							FDA	Global	Internally discovered

Source: Company information

Notes:

1. The Phase 2 clinical trials have been conducted by VIR.
2. The filing of EUA application with FDA for combination amubarvimab/romlusevimab has been completed in December 2021.
3. Phase 1 study of BRII-732 is currently on clinical hold as part of FDA's decision to temporarily hold islatravir-based clinical studies.
4. To this date, the development and clinical trials have been conducted by Qpex and AN2, respectively.

Board of Directors

	Audit and Risk Committee	Nomination Committee	Remuneration Committee	Strategic Committee	Executive Directors	Non-executive Directors	Independent Non-executive Directors
Dr. Zhi HONG		👤			👤		
Dr. Ankang LI				👤+	👤		
Mr. Robert Taylor NELSEN				👤		👤	
Dr. Martin J MURPHY JR		👤	👤+				👤
Ms. Grace Hui TANG	👤+		👤				👤
Mr. Yiu Wa Alec TSUI	👤		👤				👤
Mr. Gregg Huber ALTON		👤+		👤			👤
Dr. Taiyin YANG	👤+			👤			👤

👤+ = Chairperson 👤 = Member

CVs of the Board Members

Corporate Executive Team



Susannah Cantrell, Ph.D.

Chief Business Officer



Eleanor (Ellee) de Groot, Ph.D.

Chief Technology Officer



Zhi Hong, Ph.D.

Executive Director,
Chairman of the Board and Chief
Executive Officer



Ankang Li, Ph.D., J.D., CFA

Chief Strategy and Financial Officer,
Chief Executive Officer of TSB
Therapeutics



Rico Liang

General Manager,
Greater China



David Margolis, M.D., MPH

Head of Infectious Diseases Therapy
Area



Karen D. Neuendorff

Chief People Officer and Head of
Human Resources



Aleksandar Skuban, M.D.

Head of CNS Diseases Therapy Area



Coy Stout

Head of Patient Advocacy



Lianhong Xu, Ph.D.

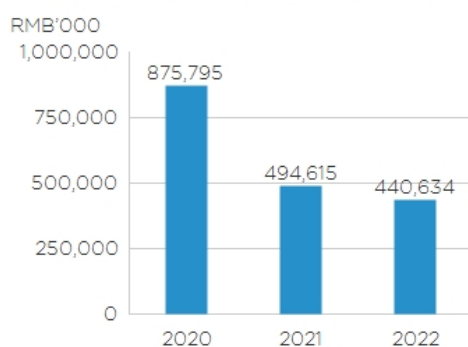
Head of Discovery



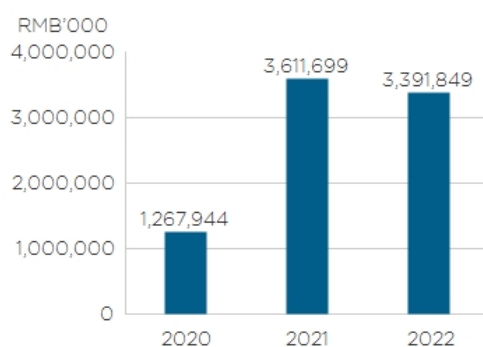
Financial Highlights

BRII-B (RMB'000)	2020	2021	2022
Operating Results			
Other income	84,625	99,032	107,857
Other gains and losses	(21,993)	45,062	(12,289)
Research and development expenses	(875,795)	(494,615)	(440,634)
Administrative expenses	(103,396)	(208,404)	(168,629)
Fair value loss on financial liabilities at FVTPL	(350,372)	(3,598,847)	-
Finance costs	(1,668)	(1,175)	(851)
Listing expenses	(14,911)	(32,137)	-
Loss for the year	(1,283,510)	(4,191,084)	(489,781)
Financial Position			
Total assets	1,267,944	3,611,699	3,391,849
Total liabilities	3,010,646	300,443	234,352
Total equity (deficits)	(1,742,702)	3,311,256	3,157,497
Selected Items from Consolidated Cash Flow Statement			
Net cash used in operating activities	(403,716)	(879,457)	(496,279)
Net cash used in investing activities	(43,650)	(475,756)	(1,433,168)
Net cash from financing activities	657,001	3,230,134	(3,042)
Net increase in cash and cash equivalents	209,635	1,874,921	(1,932,489)
Cash and cash equivalents at end of the year	1,034,965	2,855,093	1,190,572
Key indicators			
Loss per share - Basic and diluted (RMB)	(6.22)	(9.48)	(0.67)
Current Ratio	1.90	1.22	1.34

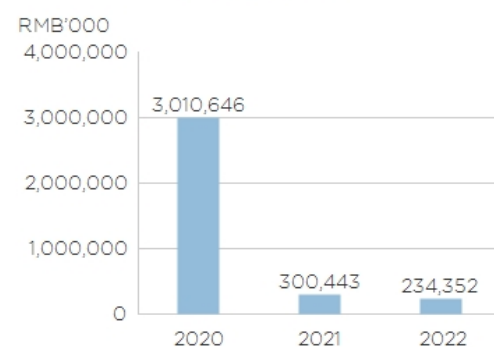
Research and Development Expenses



Total Assets



Total Liabilities



Brii Biosciences Limited

U.S. OFFICES

Durham, NC, USA

One City Center 110 Corcoran Street, Office 05-130 Durham, NC 27701

San Mateo, CA, USA

1825 S. Grant Street 2 San Mateo, CA 94402

Email: ir@briibio.com

CHINA OFFICES

Beijing, China

3rd Floor, Building #7 Zhongguancun Dongsheng International Science Park No.1 North Yongtaizhuang Road, Haidian District, Beijing 100192, P.R.China

Shanghai, China

Room 805, 8th Floor, Kerry Parkside No.1155 Fangdian Road, Pudong District Shanghai 201204, P.R.China



Supplied by © [Euroland.com](https://www.euroland.com)
For terms of use and data vendors information, see
[Disclaimer](#) | [Cookie policy](#)